

IMO CATALOG

2019 - 2020



NORDIC

FIRE & SAFETY AS

Hovedkontor: +47 55 33 01 13 – e-post: sales@nordicfs.no

Avd. Sandnessjøen: + 47 400 44 966 – e-post: bent-are@nordicfs.no

T-ISS
Safety Suppliers



IMO SAFE SIGN

- Escape route signs
- Life saving appliance signs
- Fire fighting signs
- Fire control signs IMO Resolution 1116(30)
- New ISO standard
- Fire control signs ISO 17631:2002
- Prohibition signs
- Mandatory signs
- Hazard signs
- Combination signs
- Tie tags
- ISPS signs
- Information signs
- IMO posters
- Signal flags



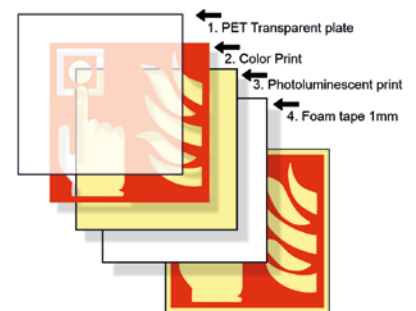
IMO SAFE SIGN INTRODUCTION

Sustainability through innovation!

SafeSign signs, stores the energy from light sources and releases the light energy in darkness thanks to the use of 100% environmental friendly material, free from any toxics or radioactive additives and which exceeds all afterglow properties required.

SafeSign innovated the sign manufacturing by replacing the commonly used PVC with a modified PETX which is completely recyclable. PVC is getting more and more prohibited due to its toxicity and flame resistance, our modified PETX can be used everywhere safely. On top of this SafeSign products are UV resistant, unlike PVC which will become yellow quickly. That's why SafeSign offers a 5 year warrantee.

SafeSign prints from the backside, another innovation, this way, the printing is protected from environmental influences and the result is signage with a glossy front finish. SafeSign signs are always easy to mount thanks to its self-adhesive backing. All signs are delivered with a protective front film, which must be removed after mounting.



The most economical signs!

The cost of signs themselves is merely a small part of your total cost of signage. Identification, ordering, transport, installation and invoicing are usually more than 90% of the total spend. With the expected lifetime of 10 to 15 years you reduce your spend and apply an environmental friendly and safe purchasing policy.



Why should PVC not be used for signage?

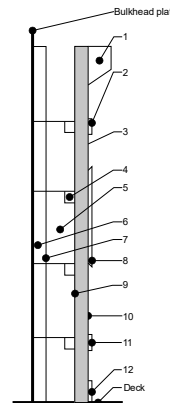
Solas Chapter 11-2 Reg 6 Part B 6.2 Part B - Prevention of Fire and Explosion
Reg 6 Smoke Generation Potential and Toxicity

The purpose of this regulation is to reduce the hazard to life from smoke and toxic products generated during a fire in spaces where persons normally work or live. For this purpose, the quantity of smoke and toxic products released from combustible materials, including surface finishes, during fire shall be limited.

Paints, varnishes and other finishes used on exposed interior surfaces shall not be capable of producing excessive quantities of smoke and toxic products, this being determined in accordance with the Fire Test Procedures Code.

Solas Chapter 11-2 Reg 5 Part B 3.2.4.1

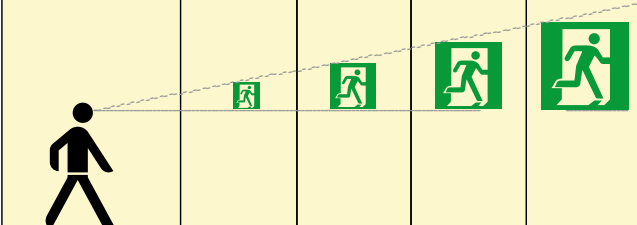

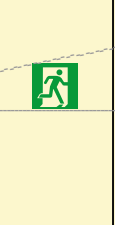


The following surfaces shall have low flame-spread characteristics in accordance with the Fire Test Procedures Code: In passenger ships, exposed surfaces in corridors and stairway enclosures and of bulkhead and ceiling linings in accommodation and service spaces (except saunas) and control stations, etc.



Materials used for bulkheads of accommodation spaces as defined in regulation 11-2/3.1					
Bulkhead components	Requirements in SOLAS chapter 11-2 for components				
	Non-Combustible Material (5.3.1.1) (5.3.1.2.1)	Calorific Value (5.3.2.2)	Equivalent Volume (5.3.2.3)	Low flame spread (5.3.2.4)*	Smoke Production, toxic products (6.2)
	(A)	(B)	(C)	(D)	(E)
1 moulding			X		
2 signs (rescue/fire protection)				X	X
3 well panel (lining)	X				
4 grounds and supports	X				
5 draft stops	X				
6 insulation	X				
7 insulation surface**				X (5.3.2.4.1.2)	
8 decoration			X		
9 painted surface** or fabric or veneer**		--		X (5.3.2.4.1.2)	
		X		X (5.3.2.4.1.2)	
10 painted surface or fabric or veneer		--	X	X (5.3.2.4.1.1)	X
		X	X	X (5.3.2.4.1.1)	X
11 Low Location Light				X	X
12 skirting board			X		

Sign installation

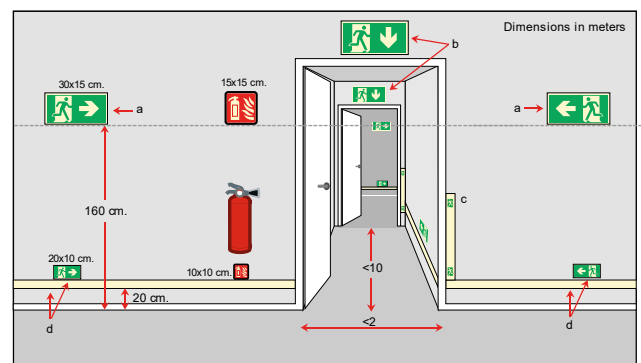
SafeSign is the only manufacturer who supplies all signs, posters and LLL-strips with a selfadhesive backing. You will never have to use adhesives or other methods for fixing. The selfadhesive backing, from a PE closed-cell foam, is specifically selected to withstand the harsh marine environment. All signs, posters and LLLstrips are delivered with a protecting front film, which must be removed after mounting the product.

Recommended sign size				
Size in mm.	150x150	200x200	300x300	400x400
Distance	15 m.	20 m.	30 m.	40 m.
				

Luminance properties

This illustration depicts an example of components used to convey one of the several possible layouts of a safety way guidance system for a typical detail of escape route:


- A: Escape route sign at intermediate position
- B: High mounted single-sided photo illuminated safety sign
- C: Indicator of the frame and door handle
- D: Guidance line with directional indicator



ESCAPE ROUTE SIGNS

IMO Resolution A.1116(30) and ISO 24409-2

Emergency Exit Left




RS 0003
15x15 cm
ISSA 47.544.22
IMPA 33.4422

Emergency Exit Right




RS 0004
15x15 cm
ISSA 47.544.23
IMPA 33.4423

Escape Ladder




RS 0005
15x15 cm
ISSA
IMPA

Assembly Station




RS 0017
15x15 cm
ISSA 47.540.69
IMPA 33.4069

Arrow 90°




RS 0041
15x15 cm
ISSA 47.544.20
IMPA 33.4420

Arrow 45°




RS 0037
15x15 cm
ISSA 47.544.21
IMPA 33.4421

Lifeboat




RS 0007
15x15 cm
ISSA 47.540.50
IMPA 33.4050

Rescue Boat




RS 0008
15x15 cm
ISSA 47.540.51
IMPA 33.4051

Liferaft



RS 0009
15x15 cm
ISSA 47.540.52
IMPA 33.4052

Davit Launched Liferaft




RS 0010
15x15 cm
ISSA 47.540.53
IMPA 33.4053

Embarkation ladder




RS 0024
15x15 cm
ISSA 47.540.54
IMPA 33.4054

Evacuation slide




RS 0025
15x15 cm
ISSA 47.540.55
IMPA 33.4055

Evacuation chute



RS 0026
15x15 cm
ISSA 47.540.70
IMPA 33.4070

Exit




RS 0035
15x15 cm
ISSA 47.544.25
IMPA 33.4425

Emergency exit



RS 0036
15x15 cm
ISSA 47.544.24
IMPA 33.4424

Door slides right to open



RS 0053
15x15 cm
ISSA 47.544.83
IMPA 33.4483

Helicopter landing area



RS 0055
15x15 cm
ISSA 47.524.40
IMPA 33.2440

Exit / emergency use only



RS 0064
15x15 cm
ISSA 47.544.24
IMPA 33.4424

Door slides left to open




RS 0066
15x15 cm
ISSA 47.541.45
IMPA 33.4145

Turn anticlockwise to open




RS 0067
15x15 cm
ISSA 47.541.52
IMPA 33.4152

Turn clockwise to open



RS 0068
15x15 cm
ISSA
IMPA

Door opens by pulling left




RS 0069
15x15 cm
ISSA 47.541.46
IMPA 33.4146

Door opens by pulling right




RS 0070
15x15 cm
ISSA 47.541.45
IMPA 33.4145

Door opens / pushing left




RS 0071
15x15 cm
ISSA 47.541.52
IMPA 33.4152

Door opens / pushing right




RS 0072
15x15 cm
ISSA 47.541.53
IMPA 33.4153

Rescue ring



RS 0054
15x15 cm

Rescue basket




RS 0057
15x15 cm

Scramble net




RS 0058
15x15 cm
ISSA 47.549.89
IMPA 33.4989

Helicopter pick-up area



RS 0045
15x15 cm

Temporary evacuat. refuge



RS 0065
15x15 cm

ESCAPE ROUTE SIGNS

IMO Resolution A.1116(30) and ISO 24409-2

Exit



RS 0150 ISSA 47.544.25
30x15 cm

Emergency exit



RS 0151
30x15 cm

Emergency exit left



RS 0152 ISSA 47.544.14
30x15 cm

Assembly station



A, B, C, D
RS 3051 - 30x30 cm
RS 3052 - 40x40 cm
RS 3053 - 50x50 cm

Other options available on request

Emergency exit right



RS 0153 ISSA 47.544.15
30x15 cm

Emergency exit only



RS 0154 ISSA 47.544.24
30x15 cm IMPA 33.4424

Assembly station left



RS 0160
20x10 cm

Assembly station



RS 0161
20x10 cm

Lifeboat



RS 0162
20x10 cm

Lifeboat



RS 0163
20x10 cm

Lifeboat station



1, 2, 3, 4
RS 3054 - 30x30 cm
RS 3055 - 40x40 cm
RS 3056 - 50x50 cm

Other options available on request

Lifeboat up left



RS 3001 ISSA 47.543.00
10x30 cm IMPA 33.4300

Lifeboat up right



RS 3002 ISSA 47.543.01
10x30 cm IMPA 33.4301

Lifeboat left up



RS 3003 ISSA 47.543.02
10x30 cm IMPA 33.4302

Lifeboat right up



RS 3004 ISSA 47.543.03
10x30 cm IMPA 33.4303

Lifeboat left



RS 3005 ISSA 47.543.04
10x30 cm IMPA 33.4304

Lifeboat right



RS 3006 ISSA 47.543.05
10x30 cm IMPA 33.4305

Lifeboat left down



RS 3007 ISSA 47.543.06
10x30 cm IMPA 33.4306

Lifeboat right down



RS 3008 ISSA 47.543.07
10x30 cm IMPA 33.4307

Lifeboat down left



RS 3009 ISSA 47.543.08
10x30 cm IMPA 33.4308

Lifeboat down right



RS 3010 ISSA 47.543.09
10x30 cm IMPA 33.4309

Lifeboat up left



RS 3011 ISSA 47.543.20
10x30 cm IMPA 33.4320

Lifeboat up right



RS 3012 ISSA 47.543.21
10x30 cm IMPA 33.4321

Assembly station left up



RS 3013 ISSA 47.543.22
10x30 cm IMPA 33.4322

Assembly station right up



RS 3014 ISSA 47.543.23
10x30 cm IMPA 33.4323

Assembly station left



RS 3015 ISSA 47.543.24
10x30 cm IMPA 33.4324

Assembly station right



RS 3016 ISSA 47.543.25
10x30 cm IMPA 33.4325

ESCAPE ROUTE SIGNS

IMO Resolution A.1116(30) and ISO 24409-2

Assembly stat. down-left



RS 3017 ISSA 47.543.26
30x10 cm IMPA 33.4326

Assembly stat. down-right



RS 3018 ISSA 47.543.27
30x10 cm IMPA 33.4327

Assembly stat. down left



RS 3019 ISSA 47.543.28
30x10 cm IMPA 33.4328

Assembly stat. down right



RS 3020 ISSA 47.543.29
30x10 cm IMPA 33.4329

Exit up left



RS 4501 ISSA 47.544.00
15x45 cm IMPA 33.4400

Exit up right



RS 4502 ISSA 47.544.01
15x45 cm IMPA 33.4401

Exit up left



RS 4503 ISSA 47.544.02
15x45 cm IMPA 33.4402

Exit up right



RS 4504 ISSA 47.544.03
15x45 cm IMPA 33.4403

Exit left



RS 4505 ISSA 47.544.04
15x45 cm IMPA 33.4404

Exit right



RS 4506 ISSA 47.544.05
15x45 cm IMPA 33.4405

Exit down left



RS 4507 ISSA 47.544.06
15x45 cm IMPA 33.4406

Exit down right



RS 4508 ISSA 47.544.07
15x45 cm IMPA 33.4407

Exit down left



RS 4509 ISSA 47.544.08
15x45 cm IMPA 33.4408

Exit down right



RS 4510 ISSA 47.544.09
15x45 cm IMPA 33.4409

Exit right



RS 4511 ISSA 47.544.11
15x45 cm IMPA 33.4411

Exit left



RS 4512 ISSA 47.544.10
15x45 cm IMPA 33.4410

Exit emergency right



RS 4513 ISSA 47.544.13
15x45 cm IMPA 33.4413

Exit emergency left



RS 4514 ISSA 47.544.12
15x45 cm IMPA 33.4412

Escape route



RS 4515 ISSA 47.543.40
15x45 cm IMPA 33.4340

Escape door



RS 4516 ISSA 47.543.43
15x45 cm IMPA 33.4343

Slide to open right



RS 4517 ISSA 47.544.83
15x45 cm IMPA 33.4483

Slide to open left



RS 4518 ISSA 47.544.82
15x45 cm IMPA 33.4482

Escape window



RS 4519 ISSA 47.543.44
15x45 cm IMPA 33.4344

Escape hatch



RS 4520 ISSA 47.543.42
15x45 cm IMPA 33.4342

Article Number	Description	Quality	IMPA	ISSA
ET-4G	PL Tape green zebra 40 mm x 10 m	Quality 200	33.2034	47.520.34
ET-8G	PL Tape green zebra 80 mm x 10 m	Quality 200	33.2034	47.520.34
ET-4GB	PL Tape green zebra 40 mm x 10 m	Quality 100	33.2034	47.520.34
ET-8GB	PL Tape green zebra 80 mm x 10 m	Quality 100	33.2034	47.520.34
ET-4GC	PL Tape green zebra 40 mm x 10 m	Quality 50	33.2034	47.520.34
ET-8GC	PL Tape green zebra 80 mm x 10 m	Quality 50	33.2034	47.520.34

ESCAPE ROUTE SIGNS

IMO Resolution A.1116(30) and ISO 24409-2

Escape ladder



RS 1016 ISSA 47.541.88
10x30 cm IMPA 33.4188

Helideck



RS 1017 ISSA 47.541.89
10x30 cm IMPA 33.4189

Disabled refuge point left



RS 1026 ISSA 47.548.24
10x30 cm IMPA 33.4824

Disabled refuge point right



RS 1027 ISSA 47.548.25
10x30 cm IMPA 33.4825

Disabled ref. point / clear



RS 1028 ISSA 47.548.21
10x30 cm



Doorhandles



RS 1050 ISSA 47.548.21
12x5 cm RS 1051 ISSA 47.548.21
12x5 cm

Door directions



RS 1052 ISSA 47.548.21
10x10 cm RS 1053 ISSA 47.548.21
10x10 cm

Main escape route



RS 0001 ISSA 47.560.70
15x15 cm IMPA 33.6070

Secondary escape route













RS 0002 ISSA 47.560.71
15x15 cm IMPA 33.6071









ESCAPE ROUTE SIGNS

IMO Resolution A.1116(30) and ISO 24409-2





Numbers to be used for identification of lifeboats, liferafts or for identification of decks.

<p>Number 0</p>  <p>RS 0100 15x7,5 cm</p> <p>ISSA 47.542.00 IMPA 33.4200</p>	<p>Number 1</p>  <p>RS 0101 15x7,5 cm</p> <p>ISSA 47.542.01 IMPA 33.4201</p>	<p>Number 2</p>  <p>RS 0102 15x7,5 cm</p> <p>ISSA 47.542.02 IMPA 33.4202</p>	<p>Number 3</p>  <p>RS 0103 15x7,5 cm</p> <p>ISSA 47.542.03 IMPA 33.4203</p>
<p>Number 4</p>  <p>RS 0104 15x7,5 cm</p> <p>ISSA 47.542.04 IMPA 33.4204</p>	<p>Number 5</p>  <p>RS 0105 15x7,5 cm</p> <p>ISSA 47.542.05 IMPA 33.4205</p>	<p>Number 6</p>  <p>RS 0106 15x7,5 cm</p> <p>ISSA 47.542.06 IMPA 33.4206</p>	<p>Number 7</p>  <p>RS 0107 15x7,5 cm</p> <p>ISSA 47.542.07 IMPA 33.4207</p>
<p>Number 8</p>  <p>RS 0108 15x7,5 cm</p> <p>ISSA 47.542.08 IMPA 33.4208</p>	<p>Number 9</p>  <p>RS 0109 15x7,5 cm</p> <p>ISSA 47.542.09 IMPA 33.4209</p>		

Letters to be used for identification of an assembly station or for identification of decks.

<p>Letter A</p>  <p>RS 0111 15x7,5 cm</p> <p>ISSA 47.542.10 IMPA 33.4210</p>	<p>Letter B</p>  <p>RS 0112 15x7,5 cm</p> <p>ISSA 47.542.11 IMPA 33.42011</p>	<p>Letter C</p>  <p>RS 0113 15x7,5 cm</p> <p>ISSA 47.542.12 IMPA 33.4212</p>	<p>Letter D</p>  <p>RS 0114 15x7,5 cm</p> <p>ISSA 47.542.13 IMPA 33.4213</p>
<p>Letter E</p>  <p>RS 0115 15x7,5 cm</p> <p>ISSA 47.542.14 IMPA 33.4214</p>	<p>Letter F</p>  <p>RS 0116 15x7,5 cm</p> <p>ISSA 47.542.15 IMPA 33.4215</p>	<p>Letter G</p>  <p>RS 0117 15x7,5 cm</p> <p>ISSA 47.542.16 IMPA 33.4216</p>	<p>Letter H</p>  <p>RS 0118 15x7,5 cm</p> <p>ISSA 47.542.17 IMPA 33.4217</p>

Example of how the signs should be combined with letters and / or numbers.

<p>Deck</p>  <p>RS 0155 ISSA 47.544.70 15x40 cm IMPA 33.4470</p>	<p>Stairway</p>  <p>RS 0156 ISSA 47.544.17 15x40 cm</p>	<p>Combined signs (example)</p>  
--	---	--

LIFE SAVING APPLIANCES

IMO Resolution A.1116(30) and ISO 24409-2

Lifebuoy  RS 0011 15x15 cm ISSA 47.540.56 IMPA 33.4056	Lifebuoy with line  RS 0012 15x15 cm ISSA 47.540.57 IMPA 33.4057	Lifebuoy with light  RS 0013 15x15 cm ISSA 47.540.58 IMPA 33.4058	Lifebuoy with light / smoke  RS 0014 15x15 cm ISSA 47.540.59 IMPA 33.4059
Lifejacket  RS 0015 15x15 cm ISSA 47.540.60 IMPA 33.4060	Lifejacket for child  RS 0016 15x15 cm ISSA 47.540.61 IMPA 33.4061	Lifebuoy with line / smoke  RS 0040 15x15 cm ISSA 47.540.61 IMPA 33.4061	Lifebuoy with light / line  RS 0044 15x15 cm ISSA 47.541.34 IMPA 33.4134
Lifebuoy light/line/smoke  RS 0079 15x15 cm ISSA 47.541.09 IMPA 33.4109	Locating device  RS 0018 15x15 cm ISSA 47.540.65 IMPA 33.4065	Distress signals  RS 0019 15x15 cm ISSA 47.540.66 IMPA 33.4066	Rocket parachute flare  RS 0020 15x15 cm ISSA 47.540.67 IMPA 33.4067
Line throwing appliance  RS 0021 15x15 cm ISSA 47.540.68 IMPA 33.4068	VHF portable radio  RS 0022 15x15 cm ISSA 47.540.63 IMPA 33.4063	EPIRB  RS 0023 15x15 cm ISSA 47.540.64 IMPA 33.4064	Survival clothing  RS 0027 15x15 cm ISSA 47.540.62 IMPA 33.4062
Anti exposure suit  RS 0028 15x15 cm ISSA 47.540.76 IMPA 33.4076	Thermal protective aid  RS 0029 15x15 cm ISSA 47.540.75 IMPA 33.4075	Stretcher  RS 0030 15x15 cm ISSA 47.540.71 IMPA 33.4071	First aid  RS 0031 15x15 cm ISSA 47.541.50 IMPA 33.4150
E.E.B.D.  RS 0032 15x15 cm ISSA 47.540.78 IMPA 33.4078	Emergency telephone  RS 0033 15x15 cm ISSA 47.541.53 IMPA 33.4153	Safety shower  RS 0038 15x15 cm ISSA 47.541.45 IMPA 33.4145	Eye wash station  RS 0039 15x15 cm ISSA 47.541.52 IMPA 33.4152
First aid  RS 0042 15x15 cm ISSA 47.524.13 IMPA 33.2413	Infant's lifejacket  RS 0046 15x15 cm ISSA 47.540.61 IMPA 33.4061	Immersion suits  RS 0047 15x15 cm ISSA 47.540.62 IMPA 33.4062	Lifejackets  RS 0048 15x15 cm ISSA 47.540.60 IMPA 33.4060

LIFE SAVING APPLIANCES

IMO Resolution A.1116(30) and ISO 24409-2

Lifejackets children



RS 0049
15x15 cm
ISSA 47.540.61
IMPA 33.4061

Lifejackets infants




RS 0050
15x15 cm
ISSA 47.541.42
IMPA 33.4142

Defibrillator



RS 0051
15x15 cm
ISSA 47.541.37
IMPA 33.4137

Emergency stop



RS 0052
15x15 cm
ISSA 47.541.54
IMPA 33.4154

Smoke hood



RS 0056
15x15 cm
ISSA 47.541.83
IMPA 33.4183

Emergency torch



RS 0059
15x15 cm

Oxygen resuscitator



RS 0060
15x15 cm
ISSA 47.540.48
IMPA 33.4048

Medical grab bag



RS 0061
15x15 cm
ISSA 47.541.35
IMPA 33.4135

General alarm



RS 0062
15x15 cm
ISSA 47.541.55
IMPA 33.4155

Aldis lamp



RS 0063
15x15 cm

Doctor



RS 0073
15x15 cm
ISSA 47.541.52
IMPA 33.4152

Safety equipment



RS 0074
15x15 cm
ISSA 47.541.84
IMPA 33.4184

Shipboard general alarm



RS 0075
15x15 cm
ISSA 47.541.55
IMPA 33.4155

Break to obtain access



RS 0076
15x15 cm
ISSA 47.541.45
IMPA 33.4145

Liferaft knife



RS 0077
15x15 cm
ISSA 47.541.52
IMPA 33.4152

First aid call point




RS 0078
15x15 cm
ISSA 47.543.93
IMPA 33.4393

Drinking water



RS 0080
15x15 cm

Additional inform. signs



7,5x15 cm
15x30 cm
According to
ISO 24409-1



Article Number	Description	Quality	IMPA	ISSA
ET-4G	PL Tape green zebra 40 mm x 10 m	Quality 200	33.2034	47.520.34
ET-8G	PL Tape green zebra 80 mm x 10 m	Quality 200	33.2034	47.520.34
ET-4GB	PL Tape green zebra 40 mm x 10 m	Quality 100	33.2034	47.520.34
ET-8GB	PL Tape green zebra 80 mm x 10 m	Quality 100	33.2034	47.520.34
ET-4GC	PL Tape green zebra 40 mm x 10 m	Quality 50	33.2034	47.520.34
ET-8GC	PL Tape green zebra 80 mm x 10 m	Quality 50	33.2034	47.520.34

LIFE SAVING APPLIANCES

IMO Resolution A.1116(30) and ISO 24409-2

Wheelhouse



RS 1001
10x30 cm

First aid



RS 1002 ISSA 47.541.71
10x30 cm IMPA 33.4171

Emergency eye wash



RS 1003 ISSA 47.541.77
10x30 cm IMPA 33.4177

Stretcher



RS 1004 ISSA 47.541.72
10x30 cm IMPA 33.4172

Emergency shower



RS 1005 ISSA 47.541.76
10x30 cm IMPA 33.4176

Emergency telephone



RS 1006 ISSA 47.541.78
10x30 cm IMPA 33.4178

Emergency stop



RS 1007 ISSA 47.541.79
10x30 cm IMPA 33.4179

Protective equipment



RS 1008 ISSA 47.541.74
10x30 cm IMPA 33.4174

Safe for entry



RS 1009 ISSA 47.541.75
10x30 cm IMPA 33.4175

Safety equipment



RS 1010 ISSA 47.541.84
10x30 cm IMPA 33.4184

Smoking area



RS 1011 ISSA 47.541.85
10x30 cm IMPA 33.4185

Eating and drinking area



RS 1012 ISSA 47.541.86
10x30 cm IMPA 33.4186

Pollution control equipment



RS 1013 ISSA 47.541.81
10x30 cm IMPA 33.4181

Drinking water



RS 1014 ISSA 47.541.80
10x30 cm IMPA 33.4180

Breathing apparatus



RS 1015 ISSA 47.541.82
10x30 cm IMPA 33.4182

Break glass in emergency



RS 1018 ISSA 47.541.87
10x30 cm IMPA 33.4187

Emergency equipment



RS 1023 ISSA 47.541.73
10x30 cm IMPA 33.4173

Medical grab bag



RS 1024
10x30 cm

Defibrillator



RS 1025 ISSA 47.541.37
10x30 cm IMPA 33.4137



FIRE FIGHTING SIGNS

IMO Resolution A.1116(30) and ISO 24409-2

Fire extinguisher



FS 1001
15x15 cm
ISSA 47.561.00
IMPA 33.6100

Fire alarm call Point



FS 1002
15x15 cm
ISSA 47.561.01
IMPA 33.6101

Fire hose reel



FS 1003
15x15 cm
ISSA 47.561.02
IMPA 33.6102

Emergency phone



FS 1004
15x15 cm
ISSA 47.561.04
IMPA 33.6104

Fire locker



FS 1005
15x15 cm
ISSA 47.561.03
IMPA 33.6103

Wet chemical exting.



FS 1008
15x15 cm

Powder extinguisher



FS 1009
15x15 cm
ISSA 47.560.91
IMPA 33.6091

co² extinguisher



FS 1010
15x15 cm
ISSA 47.560.92
IMPA 33.6092

Foam extinguisher



FS 1011
15x15 cm
ISSA 47.560.73
IMPA 33.6093

Water extinguisher



FS 1012
15x15 cm
ISSA 47.560.94
IMPA 33.6094

Fixed fire exting. battery



FS 1023
15x15 cm

Wheeled fire extinguisher



FS 1024
15x15 cm

Portable foam applicator



FS 1025
15x15 cm
ISSA 47.560.36
IMPA 33.6036

Water fog applicator



FS 1026
15x15 cm
ISSA 47.560.24
IMPA 33.6024

Fixed fire exting. install.



FS 1027
15x15 cm

Fixed fire exting. bottle



FS 1028
15x15 cm

Remote release station



FS 1029
15x15 cm
ISSA 47.568.08
IMPA 33.6808

Fire monitor



FS 1030
15x15 cm

Fire fighter



FS 1031
15x15 cm

Fire blanket



FS 1032
15x15 cm

Fire hose with nozzle



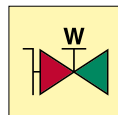
FS 1033
15x15 cm

Fire hose with nozzle



FS 1034
15x15 cm

Fire hydrant



FS 0047
15x15 cm
ISSA 47.568.15
IMPA 33.6815

Fire protection door




FS 1035
15x15 cm

FIRE FIGHTING SIGNS

IMO Resolution A.1116(30) and ISO 24409-2

Arrow direction


 FS 1006
7,5x15 cm

ISSA 47.562.10
IMPA 33.6210

FS1006 applicat. example

  FS 1006
Combined with
FS 1003

Supplementary sign co²

 FS 0301
7,5x15 cm


Supplementary sign foam

 FS 0302
7,5x15 cm


Supplementary sign halon

 FS 0303
7,5x15 cm

Supplementary sign nitrogen

 FS 0304
7,5x15 cm

Supplementary sign powder

 FS 0305
7,5x15 cm

Supplementary sign water

 FS 0306
7,5x15 cm


Suppl. sign fire extinguisher

 FS 0307
7,5x15 cm

Supplementary custom sign


 FS 0308
7,5x15 cm

Number 0

 FS 1013
15x7,5 cm


ISSA 47.562.50
IMPA 33.6250

Number 1

 FS 1014
15x7,5 cm


ISSA 47.562.51
IMPA 33.6251

Number 2

 FS 1015
15x7,5 cm


ISSA 47.562.52
IMPA 33.6252

Number 3

 FS 1016
15x7,5 cm


ISSA 47.563.53
IMPA 33.6353

Number 4

 FS 1017
15x7,5 cm


ISSA 47.562.54
IMPA 33.6254

Number 5

 FS 1018
15x7,5 cm


ISSA 47.562.55
IMPA 33.6255

Number 6

 FS 1019
15x7,5 cm


ISSA 47.562.56
IMPA 33.6256

Number 7

 FS 1020
15x7,5 cm


ISSA 47.562.57
IMPA 33.6257

Number 8

 FS 1021
15x7,5 cm


ISSA 47.562.58
IMPA 33.6258

Number 9


 FS 1022
15x7,5 cm

ISSA 47.562.59
IMPA 33.6259

Extinguisher picto's

 FS 0201
Peelable numbers
Transparent vinyl

Peelable picto's

 FS 0202
Peelable signs on
Transparent vinyl



FIRE FIGHTING SIGNS

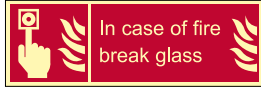
IMO Resolution A.1116(30) and ISO 24409-2

Fire hose



FS 1050 ISSA 47.561.44
10x30 cm IMPA 33.6144

In case of fire break glass



FS 1051 ISSA 47.561.43
10x30 cm IMPA 33.6143

Fire alarm



FS 1052 ISSA 47.561.41
10x30 cm IMPA 33.6141

Fire blanket



FS 1053 ISSA 47.561.50
10x30 cm IMPA 33.6150

Fire hydrant



FS 1054
10x30 cm

Sprinkler control valve



FS 1055 ISSA 47.561.53
10x30 cm IMPA 33.6153

Fire extinguisher



FS 1056 ISSA 47.561.40
10x30 cm IMPA 33.6140

Fire equip. stored inside



FS 1057 ISSA 47.561.49
10x30 cm IMPA 33.6149

Fire alarm call point



FS 1058 ISSA 47.561.42
10x30 cm IMPA 33.6142

Fire point



FS 1059 ISSA 47.561.47
10x30 cm IMPA 33.6147

For use on flam. liquid



FS 1060 ISSA 47.561.64
10x30 cm IMPA 33.6164

For use on electrical fires



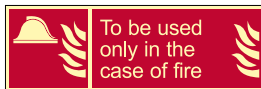
FS 1061 ISSA 47.561.65
10x30 cm IMPA 33.6165

For use on any fires



FS 1062 ISSA 47.561.63
10x30 cm IMPA 33.6163

Used only in case of fire



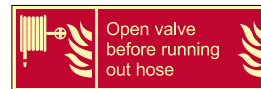
FS 1063 ISSA 47.561.51
10x30 cm IMPA 33.6151

Sprinkler stop valve



FS 1064 ISSA 47.561.52
10x30 cm IMPA 33.6152

Open valve before...



FS 1065 ISSA 47.561.46
10x30 cm IMPA 33.6146

Fire hose reel



FS 1066 ISSA 47.561.45
10x30 cm IMPA 33.6145

Foam inlet



FS 1067 ISSA 47.561.55
10x30 cm IMPA 33.6155

Firemans suit




FS 1068 ISSA 47.561.58
10x30 cm IMPA 33.6158

Fire pump start button



FS 1069 ISSA 47.561.59
10x30 cm IMPA 33.6159

Water / Foam / Powder



FF 1001 8x20 cm
FF 1002 8x20 cm
FF 1003 8x20 cm

BC / M28 / co²



FF 1004 8x20 cm
FF 1005 8x20 cm
FF 1006 8x20 cm

co² / Fire hose / Hose reel



FF 1007 8x20 cm
FF 1008 8x20 cm
FF 1009 8x20 cm

Wet chem. / Hydro / B.C.F



FF 1010 8x20 cm
FF 1011 8x20 cm
FF 1012 8x20 cm

Blanket / Water / Foam



FF 1020 20x10 cm
ISSA 47.564.34
IMPA 33.6434
FF 1021 20x10 cm
ISSA 47.564.30
IMPA 33.6430
FF 1022 20x10 cm
ISSA 47.564.31
IMPA 33.6431

Powder / co²



FF 1023 20x10 cm
ISSA 47.564.32
IMPA 33.6432
FF 1024 20x10 cm
ISSA 47.564.33
IMPA 33.6433

Exting. / Alarm / Hose R.



FF 1050 20x15 cm
ISSA 47.561.20
IMPA 33.6120
FF 1051 20x15 cm
ISSA 47.561.21
IMPA 33.6121
FF 1052 20x15 cm
ISSA 47.561.22
IMPA 33.6122

Fire point / Fire phone

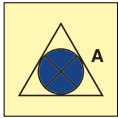


FF 1053 20x15 cm
ISSA 47.561.23
IMPA 33.6123
FF 1054 20x15 cm
ISSA 47.561.24
IMPA 33.6124

FIRE CONTROL SIGNS

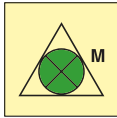
IMO Resolution A.1116(30) and ISO 24409-2

Rem. vent. shut-off accomm.



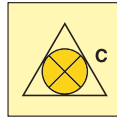
FS 0011
15x15 cm
ISSA 47.567.78
IMPA 33.6778

Rem. vent. shut-off mach.



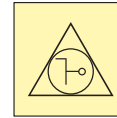
FS 0012
15x15 cm
ISSA 47.567.79
IMPA 33.6779

Rem. vent. shut-off cargo sp.




FS 0013
15x15 cm
ISSA 47.567.80
IMPA 33.6780

Remote control for skylight



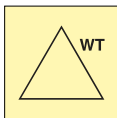
FS 0014
15x15 cm
ISSA 47.567.81
IMPA 33.6781

Remote ventilation shutoff



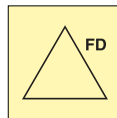
FS 0138
15x15 cm
ISSA 47.560.78
IMPA 33.6078

Rem. control watertight door



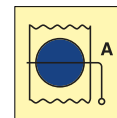
FS 0015
15x15 cm
ISSA 47.567.82
IMPA 33.6782

Rem. control fire doors



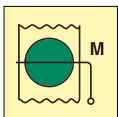
FS 0016
15x15 cm
ISSA 47.567.83
IMPA 33.6783

Fire damper accomodation



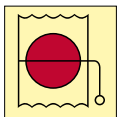
FS 0017
15x15 cm
ISSA 47.567.84
IMPA 33.6784

Fire damper machinery



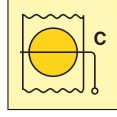
FS 0018
15x15 cm
ISSA 47.567.85
IMPA 33.6785

Fire damper in vent duct



FS 0160
15x15 cm
ISSA 47.560.63
IMPA 33.6063

Fire damper cargo



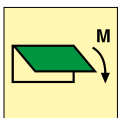
FS 0019
15x15 cm
ISSA 47.567.86
IMPA 33.6786

Closing dev. accomodation



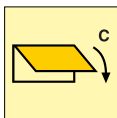
FS 0020
15x15 cm
ISSA 47.567.87
IMPA 33.6787

Closing dev. mach. space



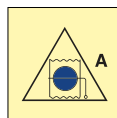
FS 0021
15x15 cm
ISSA 47.567.88
IMPA 33.6788

Closing dev. cargo space



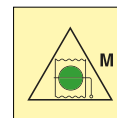
FS 0022
15x15 cm
ISSA 47.567.89
IMPA 33.6789

Rem. contr. fire dampers



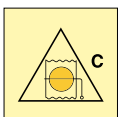
FS 0023
15x15 cm
ISSA 47.567.90
IMPA 33.6790

Rem. contr. dampers mach.



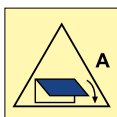
FS 0024
15x15 cm
ISSA 47.567.91
IMPA 33.6791

Rem. contr. cl. device cargo



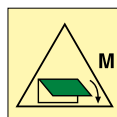
FS 0025
15x15 cm
ISSA 47.567.92
IMPA 33.6792

Rem. contr. cl. device acc.



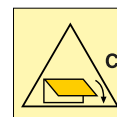
FS 0026
15x15 cm
ISSA 47.567.93
IMPA 33.6793

Rem. contr. dev. mach. sp.



FS 0027
15x15 cm
ISSA 47.567.94
IMPA 33.6794

Rem. contr. cl. dev. cargo



FS 0028
15x15 cm
ISSA 47.567.95
IMPA 33.6795

Fire control plan



FS 0029
15x15 cm
ISSA 47.560.01
IMPA 33.6001

Safety plan



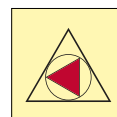
RS 0006
15x15 cm
ISSA 47.541.32
IMPA 33.4132

Fire and safety plan



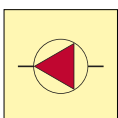
FS 0163
15x15 cm

Rem. contr. for fire pumps



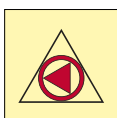
FS 0030
15x15 cm
ISSA 47.567.97
IMPA 33.6797

Fire pump



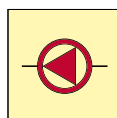
FS 0031
15x15 cm
ISSA 47.560.60
IMPA 33.6060

Emerg. fire pump remote



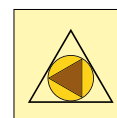
FS 0032
15x15 cm
ISSA 47.567.99
IMPA 33.6799

Emerg. fire pump



FS 0033
15x15 cm
ISSA 47.560.19
IMPA 33.6019

Fuel pump rem. shut-off

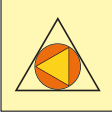


FS 0034
15x15 cm
ISSA 47.568.01
IMPA 33.6801

FIRE CONTROL SIGNS

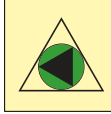
IMO Resolution A.1116(30) and ISO 24409-2

Lube oil pump rem. shut-off



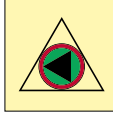
FS 0035
15x15 cm
ISSA 47.568.02
IMPA 33.6802

Rem. contr. bilge pump



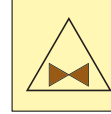
FS 0036
15x15 cm
ISSA 47.568.03
IMPA 33.6803

Rem. contr. em. bilge pump



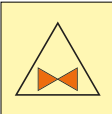
FS 0037
15x15 cm
ISSA 47.568.04
IMPA 33.6804

Rem. contr. fuel oil valves



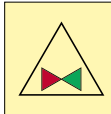
FS 0038
15x15 cm
ISSA 47.568.05
IMPA 33.6805

Rem. contr. lube oil valv.



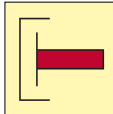
FS 0039
15x15 cm
ISSA 47.568.06
IMPA 33.6806

Rem. contr. fire pump valv.



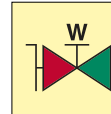
FS 0040
15x15 cm
ISSA 47.568.07
IMPA 33.6807

Inter. shore connection




FS 0046
15x15 cm
ISSA 47.560.59
IMPA 33.6059

Fire hydrant



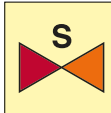
FS 0047
15x15 cm
ISSA 47.568.15
IMPA 33.6815

Fire main section valve



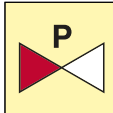
FS 0048
15x15 cm
ISSA 47.568.18
IMPA 33.6818

Sprinkler section valve



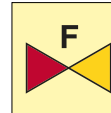
FS 0049
15x15 cm
ISSA 47.568.19
IMPA 33.6819

Powder section valve




FS 0050
15x15 cm
ISSA 47.568.17
IMPA 33.6817

Foam section valve



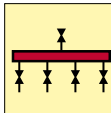
FS 0051
15x15 cm
ISSA 47.568.16
IMPA 33.6816

High exp. foam supp. tank



FS 0070
15x15 cm
ISSA 47.568.38
IMPA 33.6838

Water spray system valves



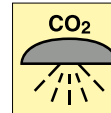
FS 0071
15x15 cm
ISSA 47.560.27
IMPA 33.6027

Inert gas installation



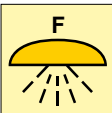
FS 0072
15x15 cm
ISSA 47.560.73
IMPA 33.6073

Space protected by co²



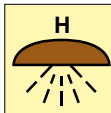
FS 0092
15x15 cm
ISSA 47.568.59
IMPA 33.6859

Space protected by foam



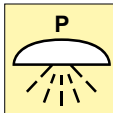
FS 0093
15x15 cm
ISSA 47.568.61
IMPA 33.6861

Space protected by halon



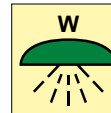
FS 0094
15x15 cm
ISSA 47.568.60
IMPA 33.6860

Space prot. by powder




FS 0095
15x15 cm

Space prot. by water



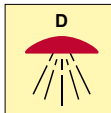
FS 0096
15x15 cm

Space prot. by sprinkler



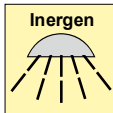
FS 0097
15x15 cm
ISSA 47.568.64
IMPA 33.6864

Space protected drench sys.




FS 0122
15x15 cm
ISSA 47.560.28
IMPA 33.6028

Space protected by inergen



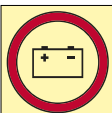
FS 0136
15x15 cm

Emergency generator




FS 0099
15x15 cm
ISSA 47.560.76
IMPA 33.6076

Emergency battery



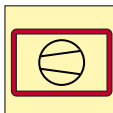
FS 0100
15x15 cm
ISSA 47.568.67
IMPA 33.6867

Emergency switchboard



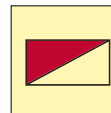
FS 0101
15x15 cm
ISSA 47.560.77
IMPA 33.6077

Breathing air compressor



FS 0102
15x15 cm
ISSA 47.568.69
IMPA 33.6869

Fire alarm panel

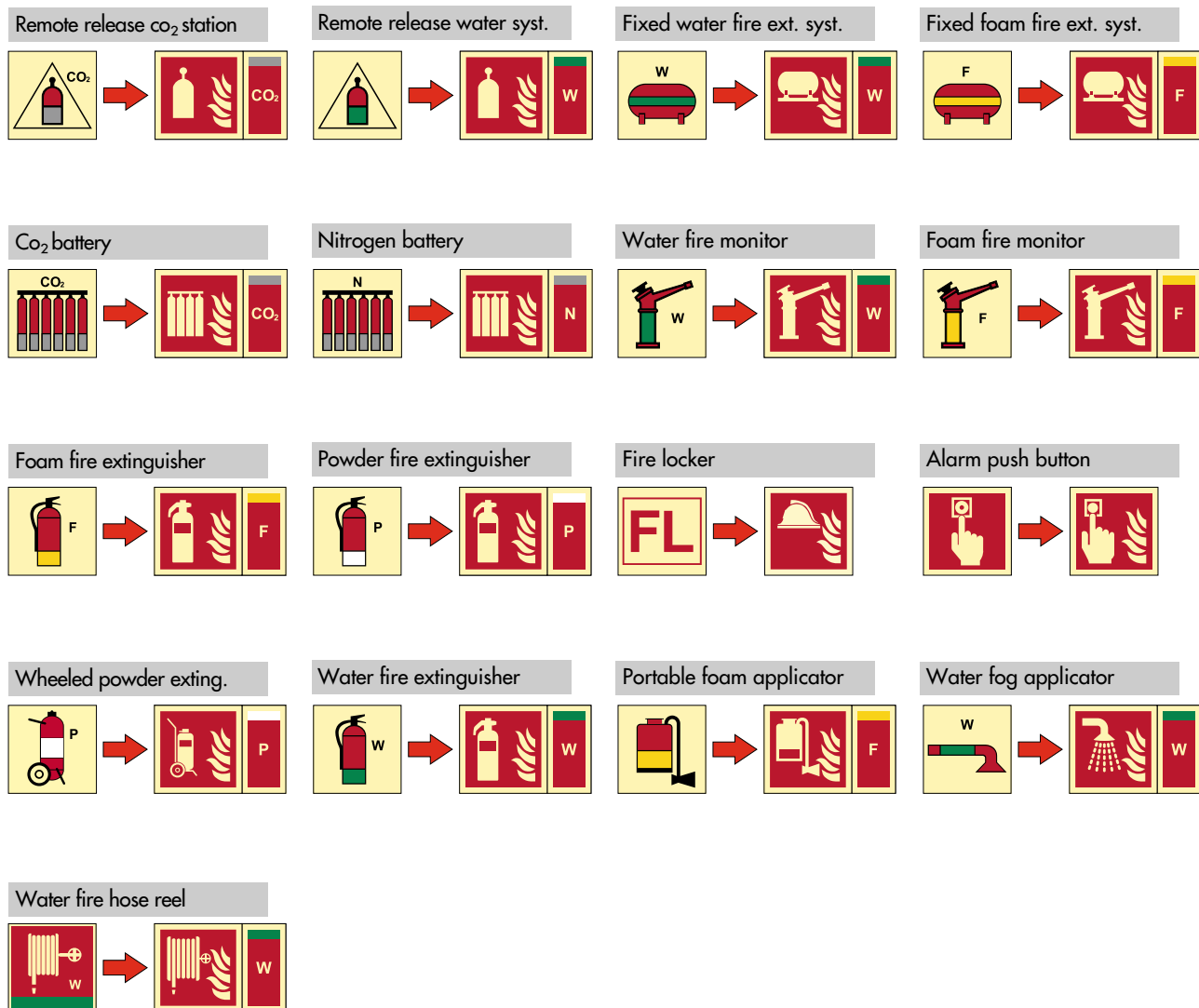


FS 0103
15x15 cm
ISSA 47.560.43
IMPA 33.6043

NEW ISO STANDARD

ISO 24409-2

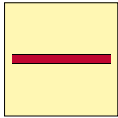
Our new signs will comply with the ISO 24409-2 standard. This will mean that some of the fire control signs will be replaced by standardized ones in the ISO 24409-2. In the overview below you will see several examples of signs that are replaced, and which signs you should use if you want to comply with the new ISO 24409-2 regulations. If you have any questions regarding this new standard, please contact us.



FIRE CONTROL SIGNS


ISO 17631: 2002

"A" class division



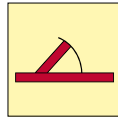
FS 0001
15x15 cm
ISSA 47.560.31
IMPA 33.6031

"B" class division



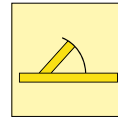
FS 0002
15x15 cm
ISSA 47.560.37
IMPA 33.6037

"A" class fire door



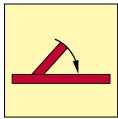
FS 0003
15x15 cm
ISSA 47.560.32
IMPA 33.6032

"B" class fire door



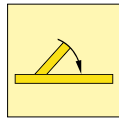
FS 0004
15x15 cm
ISSA 47.560.38
IMPA 33.6038

"A" self closing fire door



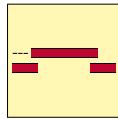
FS 0005
15x15 cm
ISSA 47.540.33
IMPA 33.6033

"B" self closing fire door



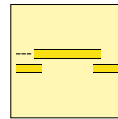
FS 0006
15x15 cm
ISSA 47.560.39
IMPA 33.6039

"A" sliding fire door



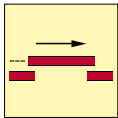
FS 0007
15x15 cm
ISSA 47.560.34
IMPA 33.6034

"B" sliding fire door



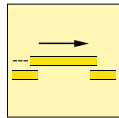
FS 0008
15x15 cm
ISSA 47.560.40
IMPA 33.6040

"A" self closing sl. fire door



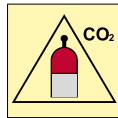
FS 0009
15x15 cm
ISSA 47.560.35
IMPA 33.6035

"B" self closing sl. fire door



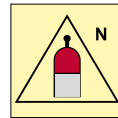
FS 0010
15x15 cm
ISSA 47.560.41
IMPA 33.6041

Rem. release station co²



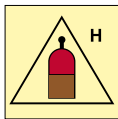
FS 0041
15x15 cm
ISSA 47.568.08
IMPA 33.6808

Rem. release station Nitrog.



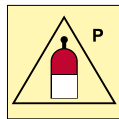
FS 0042
15x15 cm
ISSA 47.568.09
IMPA 33.6809

Rem. release station halon



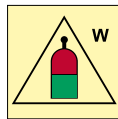
FS 0043
15x15 cm
ISSA 47.568.10
IMPA 33.6810

Rem. release station powd.



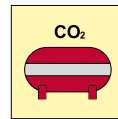
FS 0044
15x15 cm
ISSA 47.568.12
IMPA 33.6812

Rem. release station water



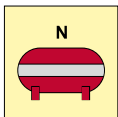
FS 0045
15x15 cm
ISSA 47.568.13
IMPA 33.6813

Fix. co² fire ext. install.



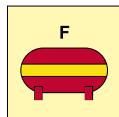
FS 0052
15x15 cm
ISSA 47.568.20
IMPA 33.6820

Fix. nitrogen fire ext. install.



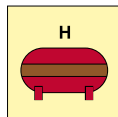
FS 0053
15x15 cm
ISSA 47.568.21
IMPA 33.6821

Fix. foam fire ext. install.



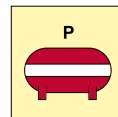
FS 0054
15x15 cm
ISSA 47.568.23
IMPA 33.6823

Fix. halon fire ext. install.



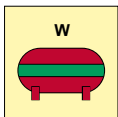
FS 0055
15x15 cm
ISSA 47.568.22
IMPA 33.6822

Fix. powder fire ext install.



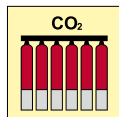
FS 0056
15x15 cm
ISSA 47.568.24
IMPA 33.6824

Fix. water fire ext. install.



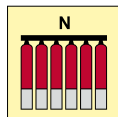
FS 0057
15x15 cm
ISSA 47.568.25
IMPA 33.6825

co² battery



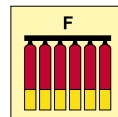
FS 0058
15x15 cm
ISSA 47.568.26
IMPA 33.6826

Nitrogen battery



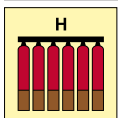
FS 0059
15x15 cm
ISSA 47.568.27
IMPA 33.6827

Foam battery



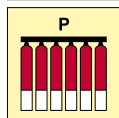
FS 0060
15x15 cm
ISSA 47.568.29
IMPA 33.6829

Halon battery



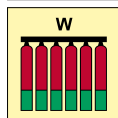
FS 0061
15x15 cm
ISSA 47.568.28
IMPA 33.6828

Powder battery



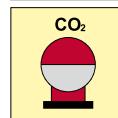
FS 0062
15x15 cm
ISSA 47.568.30
IMPA 33.6830

Water battery



FS 0063
15x15 cm
ISSA 47.568.31
IMPA 33.6831

co² bottles protected area

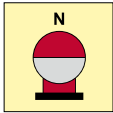


FS 0064
15x15 cm
ISSA 47.568.32
IMPA 33.6832

FIRE CONTROL SIGNS

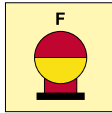
ISO 17631: 2002

Nitrogen bottles prot. area



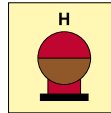
FS 0065
15x15 cm
ISSA 47.568.33
IMPA 33.6833

Foam bottles prot. area



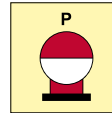
FS 0066
15x15 cm
ISSA 47.568.35
IMPA 33.6835

Halon bottles prot. area



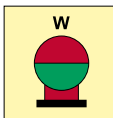
FS 0067
15x15 cm
ISSA 47.568.34
IMPA 33.6834

Powder bottles prot. area



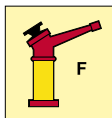
FS 0068
15x15 cm
ISSA 47.568.36
IMPA 33.6836

Water bottles prot. area




FS 0069
15x15 cm
ISSA 47.568.37
IMPA 33.6837

Foam monitor



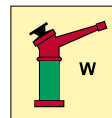
FS 0073
15x15 cm
ISSA 47.568.41
IMPA 33.6841

Powder monitor



FS 0074
15x15 cm
ISSA 47.568.42
IMPA 33.6842

Water monitor



FS 0075
15x15 cm
ISSA 47.568.43
IMPA 33.6843

Foam fire hose nozzle



FS 0076
15x15 cm
ISSA 47.568.44
IMPA 33.6844

Powder fire hose nozzle



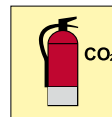
FS 0077
15x15 cm
ISSA 47.568.45
IMPA 33.6845

Water fire hose nozzle



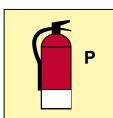
FS 0078
15x15 cm
ISSA 47.568.46
IMPA 33.6846

co² fire extinguisher




FS 0079
15x15 cm
ISSA 47.568.47
IMPA 33.6847

Powder fire extinguisher



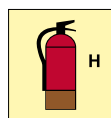
FS 0080
15x15 cm
ISSA 47.568.50
IMPA 33.6850

Foam fire extinguisher



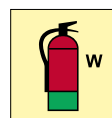
FS 0081
15x15 cm
ISSA 47.568.49
IMPA 33.6849

Halon fire extinguisher




FS 0082
15x15 cm
ISSA 47.568.48
IMPA 33.6848

Water fire extinguisher



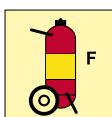
FS 0084
15x15 cm
ISSA 47.568.51
IMPA 33.6851

co² wh. fire exting.



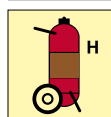
FS 0085
15x15 cm
ISSA 47.568.52
IMPA 33.6852

Foam wh. fire exting.




FS 0086
15x15 cm
ISSA 47.568.54
IMPA 33.6854

Halon wh. fire exting.



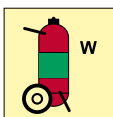
FS 0087
15x15 cm
ISSA 47.568.53
IMPA 33.6853

Powder wh. fire exting.




FS 0088
15x15 cm
ISSA 47.568.55
IMPA 33.6855

Water wh. fire exting.



FS 0089
15x15 cm
ISSA 47.568.56
IMPA 33.6856

Portable foam appl. unit




FS 0090
15x15 cm
ISSA 47.568.57
IMPA 33.6857

Fire fighter outfit locker



FS 0091
15x15 cm
ISSA 47.568.58
IMPA 33.6858

Fire alarm push button



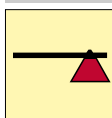
FS 0104
15x15 cm
ISSA 47.560.22
IMPA 33.6002

Manually operated call



FS 0105
15x15 cm
ISSA 47.568.72
IMPA 33.6872

Fire axe




FS 0106
15x15 cm
ISSA 47.560.26
IMPA 33.6026

Smoke detector



FS 0107
15x15 cm
ISSA 47.560.56
IMPA 33.6056

Heat detector



FS 0108
15x15 cm
ISSA 47.560.61
IMPA 33.6061

FIRE CONTROL SIGNS


ISO 17631: 2002

Space monit. flame detect.



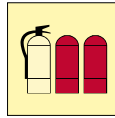
FS 0109
15x15 cm
ISSA 47.568.75
IMPA 33.6875

Space monit. gas detect.



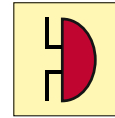
FS 0110
15x15 cm
ISSA 47.568.76
IMPA 33.6876

Fire extinguisher refill




FS 0111
15x15 cm

Bell fire alarm




FS 0112
15x15 cm
ISSA 47.560.04
IMPA 33.6004

Control station



FS 0113
15x15 cm
ISSA 47.560.66
IMPA 33.6066

Fire station



FS 0114
15x15 cm
ISSA 47.560.30
IMPA 33.6030

Wet chemical extinguisher



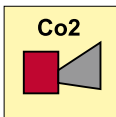
FS 0115
15x15 cm

Locker fireman's outfit



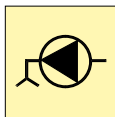
FS 0116
15x15 cm
ISSA 47.560.67
IMPA 33.6067

co² horn



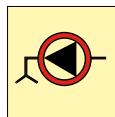
FS 0118
15x15 cm
ISSA 47.560.08
IMPA 33.6008

Bilge pump



FS 0119
15x15 cm
ISSA 47.560.21
IMPA 33.6021

Emergency bilge pump



FS 0120
15x15 cm
ISSA 47.560.22
IMPA 33.6022

Locker breathing apparatus



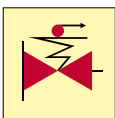
FS 0121
15x15 cm
ISSA 47.560.68
IMPA 33.6068

Sprinkler



FS 0123
15x15 cm
ISSA 47.560.45
IMPA 33.6045

Rem. contr. fuel/lub. oil val.



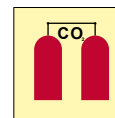
FS 0124
15x15 cm
ISSA 47.560.65
IMPA 33.6065

Fire blanket



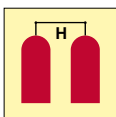
FS 0125
15x15 cm

co² release station



FS 0126
15x15 cm
ISSA 47.560.09
IMPA 33.6009

Halon release station




FS 0127
15x15 cm
ISSA 47.560.49
IMPA 33.6049

Hose box with spray / jet




FS 0128
15x15 cm
ISSA 47.560.58
IMPA 33.6058

Section valves drenching




FS 0129
15x15 cm
ISSA 47.560.29
IMPA 33.6029

Locker with add. prot. clot.



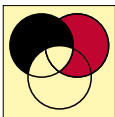
FS 0130
15x15 cm
ISSA 47.560.69
IMPA 33.6069

Rem. contr. pmp / emg sw.



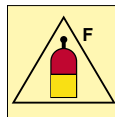
FS 0131
15x15 cm
ISSA 47.560.20
IMPA 33.6020

Spare charges fire exting.



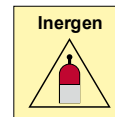
FS 0132
15x15 cm
ISSA 47.567.15
IMPA 33.6715

Rem. rel. stat. foam



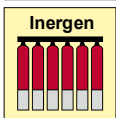
FS 0133
15x15 cm
ISSA 47.568.11
IMPA 33.6811

Rem. rel. stat. inergen



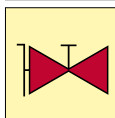
FS 0134
15x15 cm
ISSA 47.568.08
IMPA 33.6808

Inergen battery



FS 0135
15x15 cm
ISSA 47.568.26
IMPA 33.6826

Fire main with valves




FS 0137
15x15 cm
ISSA 47.560.57
IMPA 33.6057

FIRE CONTROL SIGNS

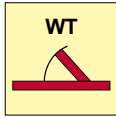
ISO 17631: 2002

Main vertical zone division



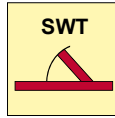
FS 0139
15x15 cm
ISSA 47.567.53
IMPA 33.6753

"A" watertight fire door



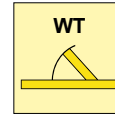
FS 0140
15x15 cm
ISSA 47.567.55
IMPA 33.6755

"A" semi watertight fire door



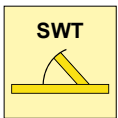
FS 0141
15x15 cm
ISSA 47.567.56
IMPA 33.6756

"B" watertight fire door



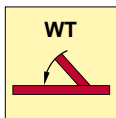
FS 0142
15x15 cm
ISSA 47.567.58
IMPA 33.6758

"B" s-watert. fire door



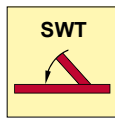
FS 0143
15x15 cm
ISSA 47.567.59
IMPA 33.6759

"A" self cl. watert. fire door



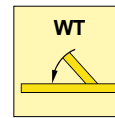
FS 0144
15x15 cm
ISSA 47.567.61
IMPA 33.6761

"A" self cl. semi. watert.



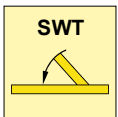
FS 0145
15x15 cm
ISSA 47.567.62
IMPA 33.6762

"B" self cl. watert. fire door



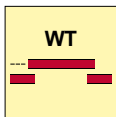
FS 0146
15x15 cm
ISSA 47.567.64
IMPA 33.6764

"B" self cl. semi watert. fire



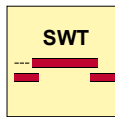
FS 0147
15x15 cm
ISSA 47.567.65
IMPA 33.6765

"A" watert. slid. fire door



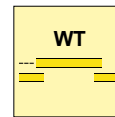
FS 0148
15x15 cm
ISSA 47.567.67
IMPA 33.6767

"A" s-watert. slid. fire door



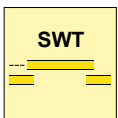
FS 0149
15x15 cm
ISSA 47.567.68
IMPA 33.6768

"B" watert. slid. fire door



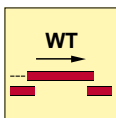
FS 0150
15x15 cm
ISSA 47.567.70
IMPA 33.6770

"B" s-watert. slid. fire door



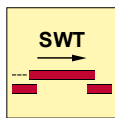
FS 0151
15x15 cm
ISSA 47.567.71
IMPA 33.6771

"A" self cl. sl. watert. fire



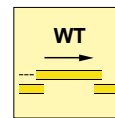
FS 0152
15x15 cm
ISSA 47.567.73
IMPA 33.6773

"A" self cl. sl. semi watert.



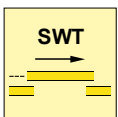
FS 0153
15x15 cm
ISSA 47.567.74
IMPA 33.6774

"B" self cl. sl. watert. fire d.



FS 0154
15x15 cm
ISSA 47.567.76
IMPA 33.6776

"B" self cl. sl. semi watert.




FS 0155
15x15 cm
ISSA 47.567.77
IMPA 33.6777

Space prot. by aut. alarm



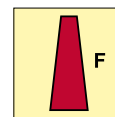
FS 0156
15x15 cm
ISSA 47.560.06
IMPA 33.5606

Emerg. telephone station



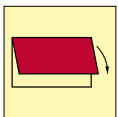
FS 0157
15x15 cm
ISSA 47.560.06
IMPA 33.6006

Foam nozzle




FS 0158
15x15 cm
ISSA 47.560.15
IMPA 33.6015

Closing appl. ext. vent i/o



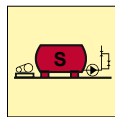
FS 0159
15x15 cm
ISSA 47.560.72
IMPA 33.6072

LW9 foam fire exting.



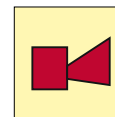
FS 0161
15x15 cm
ISSA 47.560.80
IMPA 33.6080

Sprinkler installation



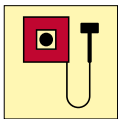
FS 0162
15x15 cm
ISSA 47.560.44
IMPA 33.6044

Horn fire alarm



FS 0117
15x15 cm
ISSA 47.560.03
IMPA 33.6003

Manual call point



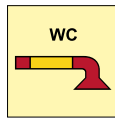
FS 0164
15x15 cm
ISSA 47.560.05
IMPA 33.6005

Monitored by detector



FS 0165
15x15 cm
ISSA 47.560.55
IMPA 33.6055

Wet chemical applicator



FS 0166
15x15 cm

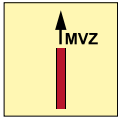
Safety locker



RS 0034
15x15 cm


FIRE CONTROL SIGNS

Main vertical zone



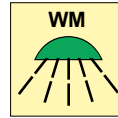
FS 0167
15x15 cm
ISSA 47.560.42
IMPA 33.6042

Water mist extinguisher



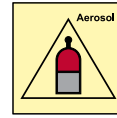
FS 0168
15x15 cm

Space protect. by water mist



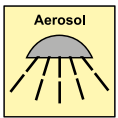
FS 0169
15x15 cm

Rem. rel. station aerosol



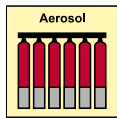
FS 0170
15x15 cm

Space protected by aerosol



FS 0171
15x15 cm

Aerosol battery




FS 0172
15x15 cm

Aerosol bottles prot. area



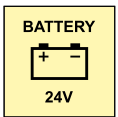
FS 0173
15x15 cm

Emergency light



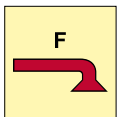
FS 0174
15x15 cm

Battery 24V



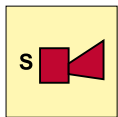
FS 0175
15x15 cm

Space protected by foam



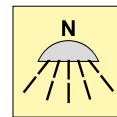
FS 0176
15x15 cm
ISSA: 47.560.16
IMPA: 33.6016

Sprinkler horn



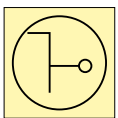
FS 0177
15x15 cm
ISSA: 47.560.46
IMPA: 33.6046

Space prot. by nitrogen ext.



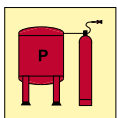
FS 0178
15x15 cm
ISSA: 47.568.77
IMPA: 33.6877

Rem. contr. skylights



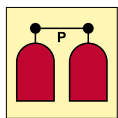
FS 0179
15x15 cm
ISSA: 47.560.64
IMPA: 33.6064

Powder installation



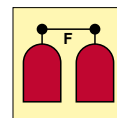
FS 0180
15x15 cm
ISSA: 47.560.51
IMPA: 33.6051

Powder release station




FS 0181
15x15 cm
ISSA: 47.560.54
IMPA: 33.6054

Foam release station



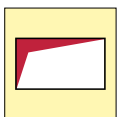
FS 0182
15x15 cm
ISSA: 47.560.18
IMPA: 33.6018

Foam valve



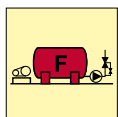
FS 0183
15x15 cm
ISSA: 47.560.17
IMPA: 33.6017

High exp. foam suppl. tank



FS 0184
15x15 cm
ISSA: 47.560.74
IMPA: 33.6074

Foam installation



FS 0185
15x15 cm
ISSA: 47.560.13
IMPA: 33.6013

Drain opening do not cover or obstruct



FS 0164
60x30 cm

PROHIBITION SIGNS

IMO Resolution A.1116(30) and ISO 24409-2

No smoking



PS 0001
15x15 cm
ISSA 47.585.00
IMPA 33.8500

No open flame



PS 0002
15x15 cm
ISSA 47.585.01
IMPA 33.8501

No thoroughfare



PS 0003
15x15 cm
ISSA 47.5
IMPA 33.8503

Do not exting. with water



PS 0004
15x15 cm
ISSA 47.585.09
IMPA 33.8509

Not drinking water



PS 0005
15x15 cm
ISSA 47.585.05
IMPA 33.8505

No access



PS 0006
15x15 cm
ISSA 47.585.02
IMPA 33.8502

Do not touch



PS 0007
15x15 cm
ISSA 47.585.04
IMPA 33.8504

Do not switch



PS 0008
15x15 cm
ISSA 47.585.53
IMPA 33.8553

Do not obstruct



PS 0009
15x15 cm

No activated mob. phone



PS 0010
15x15 cm
ISSA 47.585.10
IMPA 33.8510

No eating or drinking



PS 0011
15x15 cm
ISSA 47.585.66
IMPA 33.8566

No metallic articles/watch



PS 0012
15x15 cm

No climbing



PS 0013
15x15 cm

Do not take pictures



PS 0014
15x15 cm
ISSA 47.586.92
IMPA 33.8692

No heavy load



PS 0015
15x15 cm

No weapons



PS 0016
15x15 cm
ISSA 47.524.19
IMPA 33.2419

No access for fork lift trucks



PS 0017
15x15 cm

No access / implants



PS 1518
15x15 cm

No access / metal impl.



PS 1519
15x15 cm

No reaching in



PS 1520
15x15 cm

No pushing



PS 1521
15x15 cm

No sitting



PS 1522
15x15 cm

No stepping on surface



PS 1523
15x15 cm

Do not use lift / fire



PS 1524
15x15 cm
ISSA 47.563.00
IMPA 33.6300

No dogs



PS 1525
15x15 cm

Do not walk or stand here



PS 1526
15x15 cm

General prohibition sign



PS 1527
15x15 cm

Do not wear gloves



PS 1528
15x15 cm

PROHIBITION SIGNS

IMO Resolution A.1116(30) and ISO 24409-2

No smoking



PS 0018 ISSA 47.585.30
10x30 cm IMPA 33.8530

Switch off mobile phone



PS 0019 ISSA 47.585.70
10x30 cm IMPA 33.8570

No smoking in bed



PS 0020 ISSA 47.585.50
10x30 cm IMPA 33.8520

Do not drink



PS 0021 ISSA 47.585.50
10x30 cm IMPA 33.8550

Discharge of oil prohibited



PS 0022
10x30 cm

Restricted area / P only



PS 0023
10x30 cm

Restricted area / no acc.



PS 0024
10x30 cm

No entry / please wait



PS 0025
10x30 cm

Restricted area / Breach



PS 0026 ISSA 47.586.90
10x30 cm IMPA 33.8690

No photography



PS 0027 ISSA 47.586.92
10x30 cm IMPA 33.8692

Microwave oven



PS 0031 ISSA 47.586.18
10x30 cm IMPA 33.8618

Smoking strictly forbidden



PS 1001 ISSA 47.585.31
10x30 cm IMPA 33.8531

No smoking area



PS 1002 ISSA 47.585.32
10x30 cm IMPA 33.8532

No smoking beyond point



PS 1003 ISSA 47.585.33
10x30 cm IMPA 33.8533

No smoking in elevator



PS 1004 ISSA 47.585.75
10x30 cm IMPA 33.8575

No matches



PS 1005 ISSA 47.585.34
10x30 cm IMPA 33.8534

No naked light



PS 1006 ISSA 47.585.36
10x30 cm IMPA 33.8536

No naked flames



PS 1007 ISSA 47.585.37
10x30 cm IMPA 33.8537

No hot work



PS 1008 ISSA 47.585.39
10x30 cm IMPA 33.8539

No entry



PS 1009 ISSA 47.585.40
10x30 cm IMPA 33.8540

No access to car deck



PS 1010 ISSA 47.585.41
10x30 cm IMPA 33.8541

Do not enter



PS 1011 ISSA 47.585.42
10x30 cm IMPA 33.8542

Do not enter pumproom



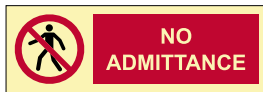
PS 1012 ISSA 47.585.46
10x30 cm IMPA 33.8546

No entry except personnel



PS 1013 ISSA 47.585.47
10x30 cm IMPA 33.8547

No admittance



PS 1014 ISSA 47.585.49
10x30 cm IMPA 33.8549

No access



PS 1015 ISSA 47.585.57
10x30 cm IMPA 33.8557

Authorised personnel only



PS 1016 ISSA 47.585.45
10x30 cm IMPA 33.8545

PROHIBITION SIGNS

IMO Resolution A.1116(30) and ISO 24409-2

No entry unauth. personn.



PS 1017 ISSA 47.585.44
10x30 cm IMPA 33.8544

Restricted area



PS 1018 ISSA 47.586.91
10x30 cm IMPA 33.8691

Restricted / exclusion area



PS 1019
10x30 cm

Restricted / controlled area



PS 1020
10x30 cm

Restricted / limited area



PS 1021
10x30 cm

Do not touch



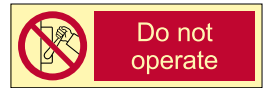
PS 1022 ISSA 47.585.48
10x30 cm IMPA 33.8548

Do not drink



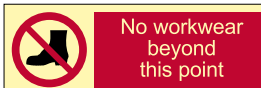
PS 1023 ISSA 47.585.50
10x30 cm IMPA 33.8550

Do not operate



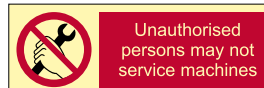
PS 1024 ISSA 47.585.53
10x30 cm IMPA 33.8553

No workwear



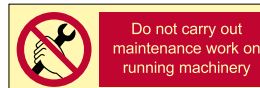
PS 1025 ISSA 47.585.74
10x30 cm IMPA 33.8574

Unauth. persons may not...



PS 1026 ISSA 47.585.55
10x30 cm IMPA 33.8555

Do not carry out main...



PS 1027 ISSA 47.585.56
10x30 cm IMPA 33.8556

Do not exting. with water



PS 1028 ISSA 47.585.63
10x30 cm IMPA 33.8563

Do not switch on



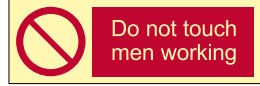
PS 1029 ISSA 47.585.52
10x30 cm IMPA 33.8552

Do not switch off



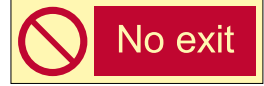
PS 1030 ISSA 47.585.51
10x30 cm IMPA 33.8551

Do not touch / working



PS 1031 ISSA 47.585.64
10x30 cm IMPA 33.8564

No exit



PS 1032 ISSA 47.585.43
10x30 cm IMPA 33.8543

Keep out



PS 1033 ISSA 47.585.59
10x30 cm IMPA 33.8559

Do not open



PS 1034 ISSA 47.585.60
10x30 cm IMPA 33.8560

Do not close



PS 1035 ISSA 47.585.61
10x30 cm IMPA 33.8561

Do not watch the arc



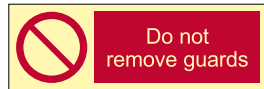
PS 1036 ISSA 47.585.65
10x30 cm IMPA 33.8565

Do not throw garbage



PS 1037 ISSA 47.585.67
10x30 cm IMPA 33.8567

Do not remove guards



PS 1038 ISSA 47.585.68
10x30 cm IMPA 33.8568

Do not use, unless...



PS 1039 ISSA 47.585.69
10x30 cm IMPA 33.8569

No smoking / drinking



PS 1040 ISSA 47.585.66
10x30 cm IMPA 33.8566

Do not use elevator



PS 017
15x10 cm

Additional inform. signs



7,5x15 cm
15x30 cm
According to
ISO 24409-1

MANDATORY SIGNS

IMO Resolution A.1116(30) and ISO 24409-2

Wear eye protection



MS 0201
15x15 cm

ISSA 47.556.44
IMPA 33.5644

Wear safety helmet



MS 0202
15x15 cm

ISSA 47.556.42
IMPA 33.5642

Wear ear protection



MS 0203
15x15 cm

ISSA 47.556.48
IMPA 33.5648

Wear respiratory protection



MS 0204
15x15 cm

ISSA 47.556.47
IMPA 33.5647

Wear safety boots



MS 0205
15x15 cm

ISSA 47.556.50
IMPA 33.5650

Wear safety gloves



MS 0206
15x15 cm

ISSA 47.556.49
IMPA 33.5649

Wear protective clothing



MS 0207
15x15 cm

ISSA 47.556.51
IMPA 33.5651

Wear face shield



MS 0208
15x15 cm

ISSA 47.556.45
IMPA 33.5645

Wear safety harness



MS 0209
15x15 cm

ISSA 47.556.52
IMPA 33.5652

General mandatory



MS 0210
15x15 cm

ISSA 47.556.41
IMPA 33.5641

Refer to instruction manual



MS 0211
15x15 cm

Connect an earth terminal




MS 0212
15x15 cm

Disconnect plug from outlet



MS 0213
15x15 cm

Opaque eye protection



MS 0214
15x15 cm

Wash your hands



MS 0215
15x15 cm

Use handrail



MS 0216
15x15 cm

Use breathing appliance



MS 0228
15x15 cm

Wear high visibility cloth.



MS 0218
15x15 cm

Wear a mask



MS 0219
15x15 cm

Wear welding mask



MS 0220
15x15 cm

Use barrier cream



MS 0221
15x15 cm

Use footbridge



MS 0222
15x15 cm

Wear a lifejacket



MS 0223
15x15 cm

Use litter bin



MS 0224
15x15 cm

Disconnect before repair



MS 0225
15x15 cm

Use gas detector



MS 0226
15x15 cm

Wear anti-static footwear



MS 0227
15x15 cm

MANDATORY SIGNS

IMO Resolution A.1116(30) and ISO 24409-2

Wear safety belts



MS 0001
15x15 cm

ISSA 47.551.00
IMPA 33.5100

Close hatches



MS 0002
15x15 cm

ISSA 47.551.01
IMPA 33.5101

Start engine



MS 0003
15x15 cm

ISSA 47.551.02
IMPA 33.5102

Lower to water (lifeboat)



MS 0004
15x15 cm

ISSA 47.551.03
IMPA 33.5103

Lower to water (liferaft)



MS 0005
15x15 cm

ISSA 47.551.04
IMPA 33.5104

Lower to water



MS 0006
15x15 cm

ISSA 47.551.05
IMPA 33.5105

Release falls



MS 0007
15x15 cm

ISSA 47.551.06
IMPA 33.5106

Start water spray



MS 0008
15x15 cm

ISSA 47.551.07
IMPA 33.5107

Release lifeboat gripes



MS 0009
15x15 cm

ISSA 47.551.09
IMPA 33.5109

Start air supply



MS 0010
15x15 cm

ISSA 47.551.08
IMPA 33.5108

Automatic watertight



MS 0011
15x15 cm

Watertight door keep shut



MS 0012
15x15 cm

ISSA 47.558.19
IMPA 33.5819

Hatch must be kept closed



MS 0013
15x15 cm

ISSA 47.558.17
IMPA 33.5817

Door must be kept closed



MS 0014
15x15 cm

ISSA 47.558.18
IMPA 33.5818

Automatic fire door



MS 0015
15x15 cm

ISSA 47.558.08
IMPA 33.5808

Keep clear ...



MS 0016
15x15 cm

ISSA 47.558.00
IMPA 33.5800

Fire door keep shut



MS 0017
15x15 cm

ISSA 47.558.14
IMPA 33.5814

Door kept locked ...



MS 0018
15x15 cm

ISSA 47.558.05
IMPA 33.5805

Door must be kept closed



MS 0019
15x15 cm

ISSA 47.558.01
IMPA 33.5801

Close this door at night



MS 0020
15x15 cm

ISSA 47.538.03
IMPA 33.5803

Gangway keep clear



MS 0021
15x15 cm

ISSA 47.558.12
IMPA 33.5812

Close in event of fire



MS 0022
15x15 cm

ISSA 47.558.05
IMPA 33.5805

This door locked on alert



PS 0028
10x30 cm

ISSA 47.558.24
IMPA 33.5824

This door locked in port



PS 0029
10x30 cm

ISSA 47.558.25
IMPA 33.5825

All visitors report to ...




PS 0030
10x30 cm

ISSA 47.558.55
IMPA 33.5855


MANDATORY SIGNS

co² Protected area




MS 1004
20x15 cm
ISSA 47.558.76
IMPA 33.5876

Crew only




MS 1005
20x15 cm
ISSA 47.557.39
IMPA 33.5739

Cover all cuts and abr.




MS 1006
20x15 cm
ISSA 47.557.39
IMPA 33.5739

Clean up spillages




MS 1007
20x15 cm
ISSA 47.557.40
IMPA 33.5740

Please close door quietly




MS 1008
20x15 cm
ISSA 47.558.77
IMPA 33.5877

People sleeping




MS 1009
20x15 cm
ISSA 47.558.78
IMPA 33.5878

Hair covering




MS 1010
20x15 cm
ISSA 47.557.36
IMPA 33.5736

Head protection



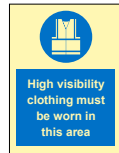
MS 1011
20x15 cm
ISSA 47.557.10
IMPA 33.5710

Safety helmet area




MS 1012
20x15 cm
ISSA 47.557.33
IMPA 33.5733

High visibility




MS 1013
20x15 cm
ISSA 47.557.82
IMPA 33.5782

Eye protection



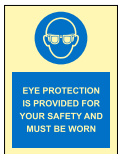
MS 1014
20x15 cm
ISSA 47.557.12
IMPA 33.5712

Eye protection in area




MS 1015
20x15 cm
ISSA 47.557.34
IMPA 33.5734

Eye protection provided




MS 1016
20x15 cm
ISSA 47.557.30
IMPA 33.5730

Wear face shield




MS 1017
20x15 cm
ISSA 47.557.16
IMPA 33.5716

Face protection




MS 1018
20x15 cm
ISSA 47.557.35
IMPA 33.5735

Face protection in area



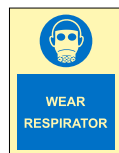
MS 1019
20x15 cm
ISSA 47.557.32
IMPA 33.5732

Wear mask



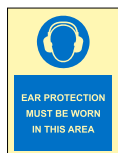
MS 1020
20x15 cm
ISSA 47.557.19
IMPA 33.5719

Wear respirator



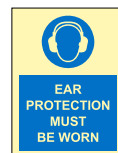
MS 1021
20x15 cm
ISSA 47.557.31
IMPA 33.5731

Ear protection in area




MS 1022
20x15 cm
ISSA 47.557.21
IMPA 33.5721

Ear protection



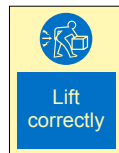
MS 1023
20x15 cm
ISSA 47.557.23
IMPA 33.5723

Boots must be worn



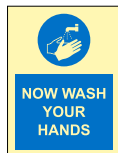
MS 1024
20x15 cm
ISSA 47.557.25
IMPA 33.5725

Lift correctly




MS 1025
20x15 cm
ISSA 47.557.27
IMPA 33.5727

Now wash your hands



MS 1026
20x15 cm
ISSA 47.557.28
IMPA 33.5728

Man overboard proced.



MS 1027
20x15 cm
ISSA 47.559.02
IMPA 33.5902


MANDATORY SIGNS

Keep shut



MS 0101
15x20 cm
ISSA 47.558.71
IMPA 33.5871

Keep clear



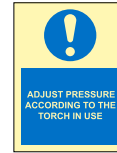
MS 0102
15x20 cm
ISSA 47.558.70
IMPA 33.5870

Wear lifejacket



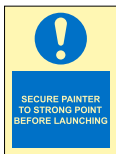
MS 0103
15x20 cm

Adjust pressure



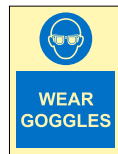
MS 0104
15x20 cm
ISSA 47.558.74
IMPA 33.5874

Secure painter



MS 0105
20x15 cm
ISSA 47.558.75
IMPA 33.5875

Wear goggles



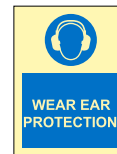
MS 0106
20x15 cm
ISSA 47.557.15
IMPA 33.5715

Wear mask



MS 0107
20x15 cm
ISSA 47.557.19
IMPA 33.5719

Wear ear protection




MS 0108
20x15 cm
ISSA 47.557.22
IMPA 33.5722

Wear gloves



MS 0109
20x15 cm
ISSA 47.557.24
IMPA 33.5724

Wear protective clothing



MS 0110
20x15 cm
ISSA 47.557.26
IMPA 33.5726

Wear helmet



MS 0111
20x15 cm
ISSA 47.557.09
IMPA 33.5709

Guards in position




MS 1028
20x15 cm
ISSA 47.547.29
IMPA 33.5729

Lifejackets must be worn



MS 1029
20x15 cm
ISSA 47.557.42
IMPA 33.5742

Utensil wash only



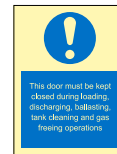
MS 1000
20x15 cm
ISSA 47.557.38
IMPA 33.5738

Hand wash only



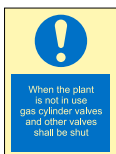
MS 1001
20x15 cm
ISSA 47.557.37
IMPA 33.5737

Door closed during loading



MS 1002
20x15 cm
ISSA 47.558.72
IMPA 33.5872

Plant not in use



MS 1003
20x15 cm
ISSA 47.558.73
IMPA 33.5873

Food waste only



MS 0112
10x30 cm
ISSA 47.556.91
IMPA 33.5691

No plastic / food waste



MS 0113
10x30 cm
ISSA 47.556.92
IMPA 33.5692

Plastic only



MS 0114
10x30 cm
ISSA 47.556.90
IMPA 33.5690

Think safety



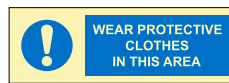
MS 0115
10x30 cm
ISSA 47.556.75
IMPA 33.5675

Accidents must be reported



MS 0116
10x30 cm
ISSA 47.558.51
IMPA 33.5851

Wear protective clothes



MS 0117
10x30 cm
ISSA 47.556.77
IMPA 33.5677

Oil spill equipment



MS 0118
10x30 cm

Ventilation to be used



MS 0119
10x30 cm
ISSA 47.558.52
IMPA 33.5852

MANDATORY SIGNS

Incineration only



MS 0120
10x30 cm

ISSA 47.556.93
IMPA 33.5693

Emergency exit



MS 0121
10x30 cm

ISSA 47.558.30
IMPA 33.5830

Rescue boat launching



MS 1030
15x20 cm

ISSA 47.551.10
IMPA 33.5110

Liferaft launching



MS 1031
15x20 cm

ISSA 47.551.11
IMPA 33.5111

Lifeboat launching



MS 1032
15x20 cm

ISSA 47.551.12
IMPA 33.5112

Individual prot. equipment



MS 1031
40x60 cm

Open carefully



SCS 0006
15x20 cm

Crew area



SCS 0007
15x20 cm

Door swings outward



SCS 0008
15x20 cm

Open door slowly



SCS 0009
15x20 cm

No smoking in bed



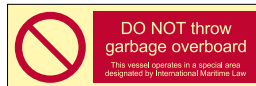
SCS 0010
10x30 cm

No smoking in elevator



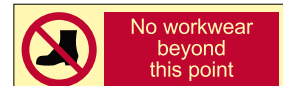
SCS 0011
10x30 cm

No garbage overboard



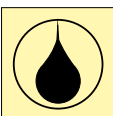
SCS 0012
10x30 cm

No workwear




SCS 0013
10x30 cm

SOPEP




SCS 0014
15x15 cm

SOPEP with text



SCS 0015
15x15 cm

Please close door quietly



SCS 0016
15x15 cm

Quiet / people sleeping



SCS 0017
15x15 cm

HAZARD SIGNS

IMO Resolution A.1116(30) and ISO 24409-2

Flammable material

HS 0001
15x15 cmISSA 47.575.09
IMPA 33.7509

Explosive material

HS 0002
15x15 cmISSA 47.575.04
IMPA 33.7504

Toxic material

HS 0003
15x15 cmISSA 47.575.06
IMPA 33.7506

Corrosive material

HS 0004
15x15 cmISSA 47.575.05
IMPA 33.7505

Radioactive material

HS 0005
15x15 cmISSA 47.575.11
IMPA 33.7511

Overhead load

HS 0006
15x15 cm

Fork lift trucks

HS 0007
15x15 cmISSA 47.575.03
IMPA 33.7503

Electricity

HS 0008
15x15 cmISSA 47.575.07
IMPA 33.7507

General warning sign

HS 0009
15x15 cmISSA 47.575.00
IMPA 33.7500

Non-ionizing radiation

HS 0010
15x15 cmISSA 47.575.15
IMPA 33.7515

Floor level obstacle

HS 0011
15x15 cmISSA 47.575.08
IMPA 33.7508

Drop (fall)

HS 0012
15x15 cm

Low temperatures

HS 0013
15x15 cm

Harmful / irritant materials

HS 0014
15x15 cm

Gas bottles

HS 0015
15x15 cm

Automatic start-up

HS 0016
15x15 cm

Hot surface

HS 0017
15x15 cm

Slippery surface

HS 0018
15x15 cmISSA 47.575.01
IMPA 33.7501

Overhead obstacle

HS 0019
15x15 cmISSA 47.575.02
IMPA 33.7502

Laser beam

HS 0050
15x15 cm

Magnetic field

HS 0051
15x15 cm

Biological hazard

HS 0052
15x15 cmISSA 47.575.01
IMPA 33.7501

Guard dog

HS 0053
15x15 cmISSA 47.575.02
IMPA 33.7502

Crushing

HS 0054
15x15 cm

Sharp element

HS 0055
15x15 cm

Battery charging

HS 0056
15x15 cm

Asphyxiating atmosphere

HS 0057
15x15 cm


Sudden loud noise

HS 0058
15x15 cm

HAZARD SIGNS

IMO Resolution A.1116(30) and ISO 24409-2


Moving machinery



DANGER
Moving machinery

HS 0022
20x15 cm
ISSA 47.575.46
IMPA 33.7546

Gas under pressure



DANGER
Gas under pressure

HS 0023
20x15 cm


Poison gas



DANGER
Poison gas

HS 0024
20x15 cm


High noise levels



DANGER
High noise levels

HS 0025
20x15 cm

Lack of oxygen



DANGER
Lack of oxygen

HS 0026
20x15 cm
ISSA 47.575.44
IMPA 33.7544


Explosive atmosphere



DANGER
Explosive atmosphere

HS 0027
20x15 cm


Work in progress / radar



DANGER
Work in progress on radar

HS 0028
20x15 cm


Danger



DANGER

HS 0029
20x15 cm
ISSA 47.575.40
IMPA 33.7540


co² protected area



WARNING
You are entering a CO₂ protected area

HS 0030
20x15 cm
ISSA 47.575.45
IMPA 33.7545


Starts / stops automatic



WARNING
Motor starts and stop automatically

HS 0031
20x15 cm
ISSA 47.575.57
IMPA 33.7557


Wet deck



WARNING
Wet deck

HS 0032
20x15 cm
ISSA 47.575.73
IMPA 33.7573


High voltage



DANGER
High voltage

HS 0033
20x15 cm


Electrical hazard



DANGER
Electrical hazard

HS 0034
20x15 cm
ISSA 47.576.11
IMPA 33.7611


Explosion risk



DANGER
Explosion risk

HS 0035
20x15 cm
ISSA 47.575.81
IMPA 33.7581


Unmanned machinery



DANGER
Unmanned machinery space machinery may start without warning

HS 1000
20x15 cm
ISSA 47.575.42
IMPA 33.7542


Battery charging



DANGER
Battery charging

HS 1001
20x15 cm
ISSA 47.575.43
IMPA 33.7543


Low oxygen level



DANGER
Asphyxiating atmosphere

HS 1002
20x15 cm
ISSA 47.575.44
IMPA 33.7544


Under maintenance



DANGER
Under maintenance

HS 1003
20x15 cm
ISSA 47.575.47
IMPA 33.7547


Overhead working



DANGER
Overhead working

HS 1004
20x15 cm
ISSA 47.575.48
IMPA 33.7548


Out of order



CAUTION
Out of order

HS 1005
20x15 cm
ISSA 47.575.66
IMPA 33.7566


Slip hazard



CAUTION
Slip hazard

HS 1006
20x15 cm
ISSA 47.575.72
IMPA 33.7572


Slippery surface



CAUTION
Slippery surface

HS 1007
20x15 cm
ISSA 47.575.74
IMPA 33.7574


Mind your head



WARNING
Mind your head

HS 1008
20x15 cm
ISSA 47.575.70
IMPA 33.7570

Petroleum vapor



DANGER
Petroleum vapour

HS 1009
20x15 cm
ISSA 47.575.80
IMPA 33.7580

Acetylene



ACETYLENE

HS 0020
10x30 cm
ISSA 47.575.72
IMPA 33.7572


Oxygen



OXYGEN

HS 0021
10x30 cm
ISSA 47.575.74
IMPA 33.7574

Solvents



SOLVENTS

HS 0036
10x30 cm
ISSA 47.575.70
IMPA 33.7570

HAZARD SIGNS

IMO Resolution A.1116(30) and ISO 24409-2

Explosive gases



HS 1010
20x15 cm
ISSA 47.575.82
IMPA 33.7582

Battery acid



HS 1011
20x15 cm
ISSA 47.575.91
IMPA 33.7591

Corrosive substance



HS 1012
20x15 cm
ISSA 47.575.96
IMPA 33.7596

Caustic



HS 1013
20x15 cm
ISSA 47.575.97
IMPA 33.7597

Toxic



HS 1014
20x15 cm
ISSA 47.576.00
IMPA 33.7600

Chlorine




HS 1015
20x15 cm
ISSA 47.576.01
IMPA 33.7601

Harmful vapours



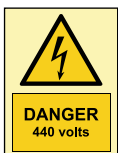
HS 1016
20x15 cm
ISSA 47.576.04
IMPA 33.7604

380 volts



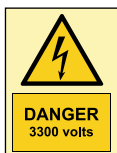
HS 1017
20x15 cm
ISSA 47.576.15
IMPA 33.7615

440 volts



HS 1018
20x15 cm
ISSA 47.576.14
IMPA 33.7614

3300 volts



HS 1019
20x15 cm
ISSA 47.576.25
IMPA 33.7625

Trip hazard



HS 1020
20x15 cm
ISSA 47.576.20
IMPA 33.7620

Mind the step



HS 1021
20x15 cm
ISSA 47.576.23
IMPA 33.7623

Uneven surface



HS 1022
20x15 cm
ISSA 47.576.29
IMPA 33.7629

Flammable liquid



HS 1023
20x15 cm
ISSA 47.576.31
IMPA 33.7631

Fire risk



HS 1024
20x15 cm
ISSA 47.576.30
IMPA 33.7630

Low flashpoint



HS 1025
20x15 cm
ISSA 47.576.36
IMPA 33.7636

Caution loud noise



HS 1026
20x15 cm
ISSA 47.576.50
IMPA 33.7650

Radiation risk



HS 1027
20x15 cm
ISSA 47.576.60
IMPA 33.7660

Ionising radiation



HS 1028
20x15 cm
ISSA 47.576.70
IMPA 33.7670

Biological hazard



HS 1029
20x15 cm
ISSA 47.576.80
IMPA 33.7680

Danger of infection



HS 1030
20x15 cm
ISSA 47.576.81
IMPA 33.7681

Non-ionising radiation



HS 1031
20x15 cm
ISSA 47.576.73
IMPA 33.7673

Arc flash



HS 1032
20x15 cm
ISSA 47.576.88
IMPA 33.7688

Danger compressed oxyg.



HS 1034
20x15 cm
ISSA 47.575.85
IMPA 33.7585

Warning open slowly



HS 1035
20x15 cm
ISSA 47.575.41
IMPA 33.7541

Danger compressed gases



HS 1036
20x15 cm

Warning crushing



HS 1037
20x15 cm

Warning flammable mat.



HS 1038
20x15 cm

COMBINATION SIGNS

CS 1001

30x40 cm
ISSA 47.531.00
IMPA 33.3100

CS 1002

30x40 cm
ISSA 47.531.01
IMPA 33.63101

CS 1003

30x40 cm
ISSA 47.531.02
IMPA 33.3102

CS 1004

30x40 cm
ISSA 47.531.03
IMPA 33.3103

CS 1005

30x40 cm
ISSA 47.531.09
IMPA 33.3109

CS 1006

30x40 cm
ISSA 47.531.12
IMPA 33.3112

CS 1007

30x40 cm
ISSA 47.531.04
IMPA 33.3104

CS 1008

30x40 cm
ISSA 47.531.08
IMPA 33.3108

CS 1009

30x40 cm
ISSA 47.531.11
IMPA 33.3111

CS 1010

30x40 cm
IMPA 33.3107

CS 1011

30x40 cm
ISSA 47.531.10
IMPA 33.3110

CS 1012

30x40 cm
ISSA 47.531.14
IMPA 33.3114

CS 1013

30x40 cm
ISSA 47.531.15
IMPA 33.3115

CS 1014

30x40 cm
ISSA 47.585.22
IMPA 33.8522

CS 1015

30x40 cm
ISSA 47.531.05
IMPA 33.3105

CS 1016

30x40 cm
ISSA 47.531.39
IMPA 33.3139

CS 1019

30x40 cm
ISSA 47.531.00
IMPA 33.3100

CS 1020

30x40 cm
ISSA 47.531.01
IMPA 33.3101

CS 1021

30x40 cm
ISSA 47.531.02
IMPA 33.3102

CS 1022

30x40 cm
ISSA 47.531.03
IMPA 33.3103

CS 1023

30x40 cm
ISSA 47.531.09
IMPA 33.3109

CS 1024

30x40 cm
ISSA 47.531.12
IMPA 33.3112

CS 1025

30x40 cm
ISSA 47.531.16
IMPA 33.3116

CS 1026

30x40 cm
ISSA 47.531.04
IMPA 33.3104

CS 1027

30x40 cm
ISSA 47.531.05
IMPA 33.3105

CS 1028

30x40 cm
ISSA 47.531.06
IMPA 33.3106

CS 1029

30x40 cm
ISSA 47.531.10
IMPA 33.3110

CS 1030

30x40 cm
ISSA 47.531.13
IMPA 33.3113

COMBINATION SIGNS

CS 1031 30x40 cm

DANGER
HAZARDOUS AREA

DO NOT ENTER

ISSA 47.531.14
IMPA 33.3114

CS 1032 30x40 cm

DO NOT THROW GARBAGE OVERBOARD

USE BINS PROVIDED

CS 1033 30x40 cm

NO SMOKING

NO NAKED LIGHTS

ISSA 47.585.22
IMPA 33.8522

CS 1034 30x40 cm

CAUTION BATTERY COMPARTMENT

NO SMOKING

CS 1035 30x40 cm

Refrigerated Space

CAUTION
Low temperature and slip hazard

NO SMOKING

Wear hair net at all times

ISSA 47.531.22
IMPA 33.3122

CS 1036 30x40 cm

Gas Bottle Store

DANGER
Compressed gases

No Entry

Keep well ventilated

ISSA 47.531.25
IMPA 33.3125

CS 1037 30x40 cm

Fridge Machinery

DANGER
Toxic fumes

No Entry

Keep well ventilated

ISSA 47.531.29
IMPA 33.3129

CS 1038 30x40 cm

Battery Locker

DANGER
Battery acid

No Entry

Safety requirements:
Wear eye protection
Wear gloves
Carry phone

ISSA 47.531.23
IMPA 33.3123

CS 1039 30x40 cm

Paint Store

DANGER
Flammable liquid

No Entry

Keep well ventilated

ISSA 47.531.26
IMPA 33.3126

CS 1040 30x40 cm

Emergency Generator

DANGER
High Voltage

No Entry

Safety requirements:
Carry phone
Carry flashlight

ISSA 47.531.35
IMPA 33.3135

CS 1041 30x40 cm

Galley

NO SMOKING

Wash hands before preparing food

Safety requirements:
Carry phone
Carry flashlight

ISSA 47.531.24
IMPA 33.3124

CS 1042 30x40 cm

Switch Gear

DANGER
High Voltage

No Entry

Safety requirements:
Carry phone
Carry flashlight

ISSA 47.531.27
IMPA 33.3127

CS 1043 30x40 cm

Steering Gear

DANGER
Moving machinery

No Entry

Safety requirements:
Carry phone
Carry flashlight

ISSA 47.531.36
IMPA 33.3136

CS 1044 30x40 cm

Steering Gear

DANGER
Moving machinery

No Entry

Safety requirements:
Carry phone
Carry flashlight

ISSA 47.531.11
IMPA 33.3111

CS 1045 30x40 cm

Forecastle Space

CAUTION

No Entry

Safety requirements:
Carry phone
Carry flashlight

ISSA 47.531.28
IMPA 33.3128

CS 1046 30x40 cm

Pump Room

DANGER
Confined space with moving machinery

No Entry

Safety requirements:
Carry phone
Carry flashlight

ISSA 47.531.37
IMPA 33.3137

CS 1017 30x40 cm

SECURITY NOTICE

NO PHOTOGRAPHY

NO WEAPONS, INCENDIARY DEVICES AND EXPLOSIVES

ISSA 47.531.38
IMPA 33.3138

CS 1018 30x40 cm

WARNING DANGEROUS CARGO

NO VISITORS

NO SMOKING

NO NAKED LIGHTS

INTERNATIONAL SHORE CONNECTION IS LOCATED AT












ISSA 47.530.14
IMPA 33.3014



TIE TAGS

<p>Caution</p>  <p>TT 0001 15x7,5cm. ISSA 47.525.01 IMPA 33.2501</p>	<p>Defective equipment</p>  <p>TT 0002 15x7,5cm. ISSA 47.525.02 IMPA 33.2502</p>	<p>Asbestos</p>  <p>TT 0003 15x7,5cm. ISSA 47.525.03 IMPA 33.2503</p>	<p>Current on</p>  <p>TT 0003 15x7,5cm. ISSA 47.525.04 IMPA 33.2504</p>
<p>Harmful</p>  <p>TT 0005 15x7,5cm. ISSA 47.525.05 IMPA 33.2505</p>	<p>Irritant</p>  <p>TT 0006 15x7,5cm. ISSA 47.525.06 IMPA 33.2506</p>	<p>Corrosive</p>  <p>TT 0007 15x7,5cm. ISSA 47.525.07 IMPA 33.2507</p>	<p>Flammable</p>  <p>TT 0008 15x7,5cm. ISSA 47.525.08 IMPA 33.2508</p>
<p>Explosive</p>  <p>TT 0009 15x7,5cm. ISSA 47.525.09 IMPA 33.2509</p>	<p>Poison</p>  <p>TT 0010 15x7,5cm. ISSA 47.525.10 IMPA 33.2510</p>	<p>Gas</p>  <p>TT 0011 15x7,5cm. ISSA 47.525.41 IMPA 33.2541</p>	

Tie Tags come in packs of 10 pieces

<p>Do not close valve</p>  <p>TT 0012 15x7,5cm. ISSA 47.525.20 IMPA 33.2520</p>	<p>Do not open valve</p>  <p>TT 0013 15x7,5cm. ISSA 47.525.21 IMPA 33.2521</p>	<p>Do not close</p>  <p>TT 0014 15x7,5cm. ISSA 47.525.22 IMPA 33.2522</p>	<p>Do not open</p>  <p>TT 0015 15x7,5cm. ISSA 47.525.23 IMPA 33.2523</p>
<p>Do not move</p>  <p>TT 0016 15x7,5cm. ISSA 47.525.24 IMPA 33.2524</p>	<p>Do not start</p>  <p>TT 0017 15x7,5cm. ISSA 47.525.25 IMPA 33.2525</p>	<p>Do not use</p>  <p>TT 0018 15x7,5cm. ISSA 47.525.26 IMPA 33.2526</p>	<p>Do not start, men working</p>  <p>TT 0019 15x7,5cm. ISSA 47.525.27 IMPA 33.2527</p>
<p>Do not use, out of order</p>  <p>TT 0020 15x7,5cm. ISSA 47.525.28 IMPA 33.2528</p>	<p>Do not operate</p>  <p>TT 0021 15x7,5cm. ISSA 47.525.30 IMPA 33.2530</p>	<p>Do not touch</p>  <p>TT 0022 15x7,5cm. ISSA 47.525.31 IMPA 33.2531</p>	

ISPS SIGNS

Self-adhesive seal labels



Self-adhesive security seal labels from a special material which breaks when attempting to peel off.

ISPS 008

Size: 10 m rolls

Self-locking seal labels



Self-locking adjustable. Thanks to the tear-off facility the seals can be opened without tools

ISPS 010

Size: 100 pieces / pack

Security seal warning sign



ISPS 009

30x80 cm

Security level 1



ISPS 007-1 ISSA 47.527.03

15x30 cm IMPA 33.2703

Security level 2



ISPS 007-2 ISSA 47.527.03

15x30 cm IMPA 33.2703

Security level 3



ISPS 007-3 ISSA 47.527.03

15x30 cm IMPA 33.2703

Ship security office



ISPS 013 ISSA 47.528.95

10x30 cm IMPA 33.2895

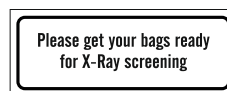
ID control



ISPS 014

10x30 cm

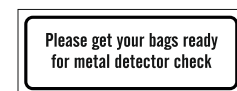
Get your bags / X-ray



ISPS 015

10x30 cm

Get your bags / Metal det.



ISPS 016

10x30 cm

Reception



ISPS 017 ISSA 47.529.07

10x30 cm IMPA 33.2907

All visitors report reception



ISPS 011 ISSA 47.529.24

30x30 cm IMPA 33.2924


All visitors report sec. off.



ISPS 012 ISSA 47.528.24


30x30 cm IMPA 33.2824

Arrow straight











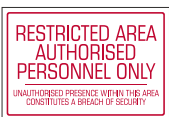



ISPS 035
10x10 cm

Arrow angle



















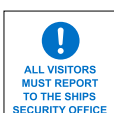



ISPS 036
10x10 cm

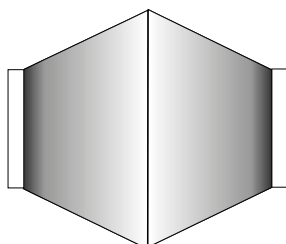
ISPS SIGNS

<p>Visitors report to...</p>  <p>ISPS 018 ISSA 47.558.55 10x30 cm IMPA 33.5855</p>	<p>Keep this door locked</p>  <p>ISPS 019 ISSA 47.558.25 10x30 cm IMPA 33.5825</p>	<p>Keep this door locked</p>  <p>ISPS 020 ISSA 47.558.24 10x30 cm IMPA 33.5824</p>	<p>Do not enter</p>  <p>ISPS 021 ISSA 47.585.02 20x20 cm IMPA 33.8502</p>
<p>Do not enter</p>  <p>ISPS 022 ISSA 47.585.42 10x30 cm IMPA 33.8542</p>	<p>Authorised personell only</p>  <p>ISPS 023 ISSA 47.585.45 10x30 cm IMPA 33.8545</p>	<p>No entry / unauthorised</p>  <p>ISPS 024 ISSA 47.585.44 10x30 cm IMPA 33.8544</p>	<p>No photography allowed</p>  <p>ISPS 026 ISSA 47.586.92 10x30 cm IMPA 33.8692</p>
<p>Restricted area / personell</p>  <p>ISPS 027 ISSA 47.586.91 10x30 cm IMPA 33.8691</p>	<p>Restricted area / personell</p>  <p>ISPS 028 ISSA 47.586.90 10x30 cm IMPA 33.8690</p>	<p>Restricted area</p>  <p>ISPS 029 10x30 cm</p>	
<p>Restricted area</p>  <p>ISPS 030 20x30 cm</p>	<p>Restricted area</p>  <p>ISPS 031 ISSA 47.586.95 20x30 cm IMPA 33.8695</p>	<p>Crew member</p>  <p>ISPS 032 20x30 cm</p>	<p>Complies with ISO ISPS</p>  <p>ISPS 035 ISSA 47.531.40 30x40 cm IMPA 33.3140</p>
 <p>ISPS 1001 35x30 cm ISSA 47.528.96 IMPA 33.2896</p>	 <p>ISPS 1002 15x15 cm ISSA 47.529.74 IMPA 33.2974</p>	 <p>ISPS 036 15x15 cm ISSA 47.528.89 IMPA 33.2889</p>	
 <p>ISPS 0033 60x40 cm ISSA 47.531.38 IMPA 33.3138</p>	 <p>ISPS 0034 30x30 cm ISSA 47.531.39 IMPA 33.3139</p>		

INFORMATION SIGNS

<p>IS 001</p>  <p>15x15 cm ISSA 47.531.00 IMPA 33.3100</p>	<p>IS 002</p>  <p>15x15 cm ISSA 47.531.01 IMPA 33.63101</p>	<p>IS 003</p>  <p>15x15 cm ISSA 47.531.02 IMPA 33.3102</p>	<p>IS 004</p>  <p>15x15 cm ISSA 47.531.03 IMPA 33.3103</p>
<p>IS 005</p>  <p>15x15 cm</p>	<p>IS 006</p>  <p>15x15 cm</p>	<p>IS 007</p>  <p>15x15 cm</p>	<p>IS 008</p>  <p>15x15 cm</p>
<p>IS 009</p>  <p>15x15 cm</p>	<p>IS 010</p>  <p>15x15 cm ISSA 47.530.13 IMPA 33.3013</p>	<p>IS 011</p>  <p>15x15 cm</p>	<p>IS 012</p>  <p>15x15 cm</p>
<p>IS 013</p>  <p>15x15 cm</p>	<p>IS 015</p>  <p>15x15 cm</p>	<p>IS 016</p>  <p>15x15 cm</p>	<p>IS 017</p>  <p>15x15 cm</p>
<p>IS 018</p>  <p>15x15 cm ISSA 47.531.00 IMPA 33.3100</p>	<p>IS 019</p>  <p>15x15 cm</p>	<p>IS 020</p>  <p>15x15 cm ALL VISITORS MUST REPORT TO THE SHIP'S SECURITY OFFICE</p>	<p>IS 021</p>  <p>15x15 cm ALL VISITORS PLEASE REPORT TO RECEPTION</p>

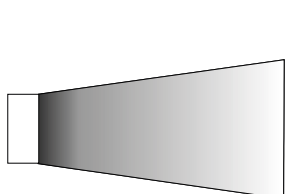
V brackets



15x15 cm
15x30 cm

Other sizes
optional

Flag brackets




15x15 cm
15x30 cm

Other sizes
optional


IMO POSTERS

Lifeboat launching



TP 001-2 ISSA 47.510.02
30x40 cm IMPA 33.1502

Enclosed spaces




TP 003 ISSA 47.510.04
30x40 cm IMPA 33.1504

Liferaft davit launch



TP 004 ISSA 47.510.45
30x40 cm IMPA 33.1545

Safety signs encl. space




TP 005 ISSA 47.510.07
30x40 cm IMPA 33.1507

Oil spill prevention




TP 006 ISSA 47.510.08
30x40 cm IMPA 33.1508

Oil spill actions




TP 007 ISSA 47.510.23
30x40 cm IMPA 33.1523

Types of fire extinguishers




TP 008 ISSA 47.510.27
30x40 cm IMPA 33.1527

Gas precautions




TP 009 ISSA 47.510.32
30x40 cm IMPA 33.1532

Lifeboat launching



TP 010 ISSA 47.510.01
30x40 cm IMPA 33.1501

Free fall lifeboat



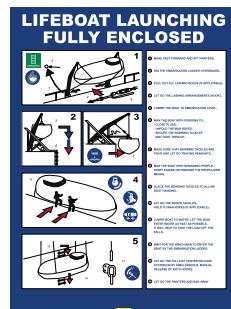
TP 011 ISSA 47.510.20
30x40 cm IMPA 33.1520

Launching lifeboats



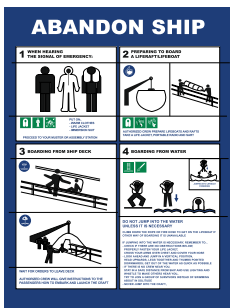
TP 012 ISSA 47.510.05
30x40 cm IMPA 33.1505

Enclosed lifeboat launching




TP 013 ISSA 47.510.04
30x40 cm IMPA 33.1504

Abandon ship



TP 014 ISSA 47.510.16
30x40 cm IMPA 33.1516

Serious injury / shock




TP 015 ISSA 47.510.09
30x40 cm IMPA 33.1509

Rescue from encl. space



TP 016 ISSA 47.510.17
30x40 cm IMPA 33.1517

Man overboard



TP 017 ISSA 47.510.15
30x40 cm IMPA 33.1515

IMO POSTERS

Craneage safety signals



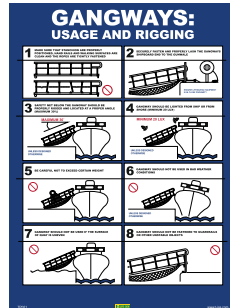
TP 018 ISSA 47.510.30
30x40 cm IMPA 33.1530

IMO safety symbols



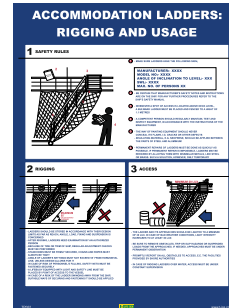
TP 019 ISSA 47.510.36
30x40 cm IMPA 33.1536

Gangways




TP 021 ISSA 47.510.14
30x40 cm IMPA 33.1514

Accommodation ladders




TP 022 ISSA 47.510.13
30x40 cm IMPA 33.1513

Food hygiene on board



TP 023 ISSA 47.510.44
30x40 cm IMPA 33.1544

Refuelling



TP 026 ISSA 47.510.22
30x40 cm IMPA 33.1522

Personal protection gear



TP 027 ISSA 47.510.28
30x40 cm IMPA 33.1528

Signals: light, shape, sound



TP 028 ISSA 47.510.34
30x40 cm IMPA 33.1534

Hot work




TP 029 ISSA 47.510.24
30x40 cm IMPA 33.1524

SCBA




TP 031 ISSA 47.510.47
30x40 cm IMPA 33.1547

Towing




TP 033 ISSA 47.510.21
30x40 cm IMPA 33.1521

Lifejacket instructions




TP 035
30x40 cm

Garbage overboard




TP 036 ISSA 47.510.42
30x40 cm IMPA 33.1542

Mooring procedures




TP 037 ISSA 47.510.64
30x40 cm IMPA 33.1564

Fast rescue boat operation



TP 038
30x40 cm


Precautions against piracy



TP 039
30x40 cm


IMO POSTERS

IMO fire control symbols




TP 040 ISSA 47.510.57
30x40 cm IMPA 33.1557

Pipe marking




TP 041 ISSA 47.510.66
30x40 cm IMPA 33.1566

Map wheelhouse 1/2




SP 002 ISSA 47.510.10
30x40 cm IMPA 33.1510

Map wheelhouse 2/2




SP 003 ISSA 47.510.10
30x40 cm IMPA 33.1510

Hazard chemical signage



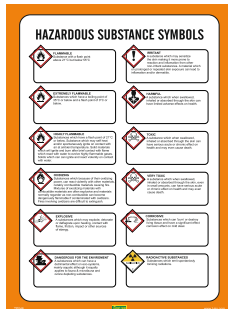
TP 044 ISSA 47.510.44
30x40 cm IMPA 33.1544

Hazard diamonds




TP 045 ISSA 47.510.48
30x40 cm IMPA 33.1548

Hazardous substance symb.



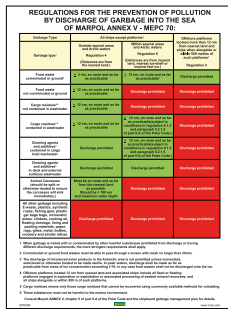
TP 046 ISSA 47.510.49
30x40 cm IMPA 33.1549

Emergency muster list




SP 004 ISSA 47.510.12
30x40 cm IMPA 33.1512

Discharge of garbage



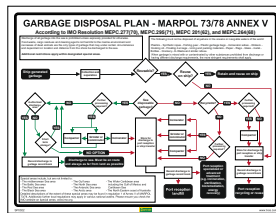
SP 090
30x40 cm

Life saving signals



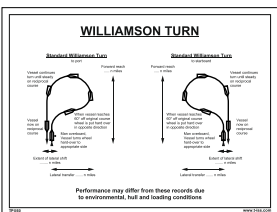
TP 020 ISSA 47.510.58
40x30 cm IMPA 33.1558

Garbage disposal plan



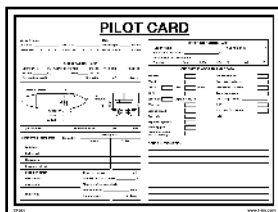
SP 022 ISSA 47.510.29
30x40 cm

Williamson turn



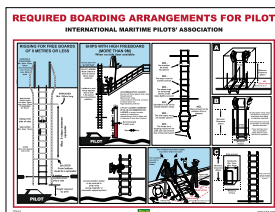
TP 050 ISSA 47.510.65
30x40 cm IMPA 33.1565

Pilot card



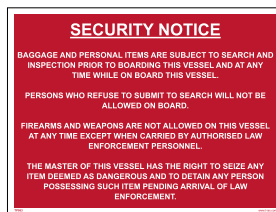
TP 051 ISSA 47.510.11
30x40 cm IMPA 33.1511

Required boarding arr.



TP 052 ISSA 47.515.26
30x40 cm IMPA 33.1526

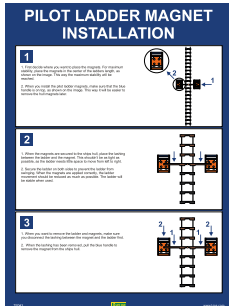
Visitors safety instructions



TP 053
40x30 cm


IMO POSTERS

Pilot ladder magnet inst.




TP 043
30x40 cm

Pilot ladder pneumat. inst.



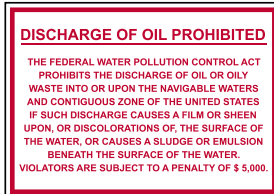
TP 054
30x40 cm

HRU installation instr.



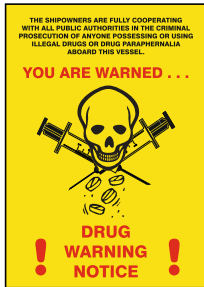
TP 060
30x40 cm

Discharge of oil



SP 020 ISSA 47.510.43
30x20 cm IMPA 33.1543

Drugs warning




SP 005 ISSA 47.510.37
30x20 cm IMPA 33.1537

Drugs / alcohol warning



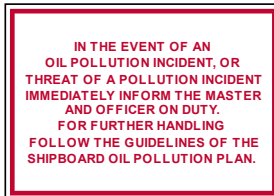
SP 006 ISSA 47.510.39
30x20 cm IMPA 33.1539

You are warned



SP 007 ISSA 47.510.41
30x20 cm IMPA 33.1541

Oil pollution event



SP 021
30x20 cm

Garbage disp. regulations

REGULATIONS FOR GARBAGE DISPOSAL AT SEA EXCEPT FOR GARBAGE		
GARBAGE TYPE	OUTSIDE SPECIAL AREAS	IN SPECIAL AREAS
Plastics and other synthetic materials, including styrofoam	DISPOSAL PROHIBITED	DISPOSAL PROHIBITED
Particulate matter, sludge, or oily mixtures	DISPOSAL PROHIBITED	DISPOSAL PROHIBITED
Food waste, animal or human excrement	DISPOSAL PROHIBITED	DISPOSAL PROHIBITED
All other garbage, including dunnage, gear, and rigging	DISPOSAL PROHIBITED	DISPOSAL PROHIBITED
Paints and related substances	DISPOSAL PROHIBITED	DISPOSAL PROHIBITED
Oil-based lubricants and greases, oil fuels, oil-based paint, and oil-based solvents	DISPOSAL PROHIBITED	DISPOSAL PROHIBITED
Refrigerators	DISPOSAL PROHIBITED	DISPOSAL PROHIBITED

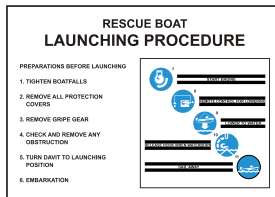
SP 008 ISSA 47.510.29
40x30 cm IMPA 33.1529

Forbidden to throw garb.



SP 001 ISSA 47.510.42
30x20 cm IMPA 33.1542

Lifeboat launching



SP 019 ISSA 47.510.01
30x20 cm IMPA 33.1501

IMO POSTERS

Also available:

TP 024 - Engine and machine room safety
ISSA: 47.510.35 IMPA: 33.1535

TP 049 - Oil discharge USA
ISSA: 47.510.43 IMPA: 33.1543

TP 025 - Outboard or aloft work jobs
ISSA: 47.510.25 IMPA: 33.1525

TP 054 - Evacuation chute and slide
ISSA: 47.510.46 IMPA: 33.1546

TP 030 - Fire and explosion vital actions
ISSA: 47.510.31 IMPA: 33.1531

TP 055 - Smoking regulation
ISSA: - IMPA: -

TP 032 - Safe welding and cutting
ISSA: 47.510.33 IMPA: 33.1533

TP 056 - Dead man alarm
ISSA: - IMPA: -

TP 034 - Immersionsuit donning
ISSA: - IMPA: -

TP 057 - Flag chart
ISSA: 47.510.49 IMPA: 33.1549

TP 042 - Compass rose
ISSA: - IMPA: -

TP 058 - Emergency evacuation instructions
ISSA: 47.559.00 IMPA: 33.5900

TP 047 - Low location light instructions
ISSA: - IMPA: -

TP 059 - Emergency instructions pass
ISSA: 47.559.03 IMPA: 33.5903

Do not throw foreign art.



SP 009
20X15 cm

Do not throw foreign art.



SP 010
20X15 cm

Do not smoke in bed



SP 011
20X15 cm

Do not drink



SP 012
20X15 cm

No smoking



SP 013
20X15 cm

No mobile phones



SP 014
20X15 cm

No access, crew only



SP 015
20X15 cm

Crew only



SP 016
20X15 cm

SIGNAL FLAGS

Signalflag A




FL001
Size: 100 x 150 cm
ISSA 37.1511
IMPA 49.131.5

Signalflag B




FL002
Size: 100 x 150 cm
ISSA 37.1512
IMPA 49.131.6

Signalflag C



FL003
Size: 100 x 150 cm
ISSA 37.1513
IMPA 49.131.7

Signalflag D




FL004
Size: 100 x 150 cm
ISSA 37.1514
IMPA 49.131.8

Signalflag E




FL005
Size: 100 x 150 cm
ISSA 37.1515
IMPA 49.131.9

Signalflag F




FL006
Size: 100 x 150 cm
ISSA 37.1516
IMPA 49.132.0

Signalflag G




FL007
Size: 100 x 150 cm
ISSA 37.1517
IMPA 49.132.1

Signalflag H



FL008
Size: 100 x 150 cm
ISSA 37.1518
IMPA 49.132.2

Signalflag I




FL009
Size: 100 x 150 cm
ISSA 37.1519
IMPA 49.132.3

Signalflag J




FL010
Size: 100 x 150 cm
ISSA 37.1520
IMPA 49.132.4

Signalflag K



FL011
Size: 100 x 150 cm
ISSA 37.1521
IMPA 49.132.5

Signalflag L




FL012
Size: 100 x 150 cm
ISSA 37.1522
IMPA 49.132.6

Signalflag M



FL013
Size: 100 x 150 cm
ISSA 37.1523
IMPA 49.132.7

Signalflag N




FL014
Size: 100 x 150 cm
ISSA 37.1524
IMPA 49.132.8

Signalflag O




FL015
Size: 100 x 150 cm
ISSA 37.1525
IMPA 49.132.9

Signalflag P



FL016
Size: 100 x 150 cm
ISSA 37.1526
IMPA 49.133.0

Signalflag Q




FL017
Size: 100 x 150 cm
ISSA 37.1527
IMPA 49.133.1

Signalflag R




FL018
Size: 100 x 150 cm
ISSA 37.1528
IMPA 49.133.2

Signalflag S




FL019
Size: 100 x 150 cm
ISSA 37.1529
IMPA 49.133.3

Signalflag T




FL020
Size: 100 x 150 cm
ISSA 37.1530
IMPA 49.133.4

Signalflag U



FL021
Size: 100 x 150 cm
ISSA 37.1531
IMPA 49.133.5

Signalflag V




FL022
Size: 100 x 150 cm
ISSA 37.1532
IMPA 49.133.6

Signalflag W



FL023
Size: 100 x 150 cm
ISSA 37.1533
IMPA 49.133.7

Signalflag X



FL024
Size: 100 x 150 cm
ISSA 37.1534
IMPA 49.133.8

Signalflag Y



FL025
Size: 100 x 150 cm
ISSA 37.1535
IMPA 49.133.8

Signalflag Z



FL026
Size: 100 x 150 cm
ISSA 37.1536
IMPA 49.133.9

We have all country flags on stock!

LOW LOCATION LIGHTING

- Rules and regulations
- Light line PETX
- Aluminium profiles
- LLL inserts
- Other LLL products
- Engineering, measurements and LLL certification




RULES AND REGULATIONS

T-ISS is a specialist for Low Location Lighting Systems on Cruiseliners, ferries and all other ships carrying passengers, for both products and services.

Smoke, especially when spreading around, is one of the most dangerous consequences of a fire on-board and makes evacuation difficult and sometimes impossible. When this is the case, the reduced visibility can cause panic and jeopardize evacuation with an increased risk on intoxication or not to be able to find a safe place.

The below rules, regulations and standards describe the technical performance and properties of the products used, how to install these products/systems and how to certify and maintain these products/systems.

IMO Resolution A.752 (18)	Guidelines for the evaluation, testing and application of LLL on passenger ships
SOLAS Convention 2004	Means of escape - Marking of escape routes
European Directive 2002/25/EC	Safety rules and standards for passenger ships
ISO 15370	Low Location Lighting (LLL) on passenger ships
ISO 16069.	SWGS - Safety Way Guidance Systems
ISO 24409-2:2014	Ships and marine technology – Design, location and use of shipboard safety signs, fire control plan signs, safety notices and safety markings
ISO 17398:2004	Safety colours and safety signs - Classification, performance & durability of safety signs



Rules and regulations

Rules and regulations details system requirements, of which below we highlight:

- The installed material must be Class/Wheelmark approved.
- All escape routes, including stairs, must be marked by LLL.
- Where stairs or corridors are more than 2m wide, LLL strips should be provided on both sides.
- 'Exit' signs should be provided at each exit, located on the same side as the door handle.
- Fire and watertight doors should be marked to show how the door opens.
- LLL lighting must be placed not more than 30cm above the deck at all points of the escape route.
- Systems must have their luminescence tested at least once every 5 years.

RULES AND REGULATIONS

The rules, regulations and standards classify the luminescence of signage and low location light systems as per below table, SafeSign products meet or exceed the required luminance.

Luminance properties

Applicable Standards and Resolutions vs. SafeSigns	Luminescent intensity (mcd/m ²) (After removing the existing light)	
	10 minutes	60 minutes
IMO Res. A. 752(18)	15 mcd/m ²	2 mcd/m ²
ISO 15370	15 mcd/m ²	2 mcd/m ²
DIN 67 510-4	23 mcd/m ²	3 mcd/m ²
ISO 17398 Class A	25 mcd/m ²	3 mcd/m ²
ISO 17398 Class B	50 mcd/m ²	7 mcd/m ²
ISO 17398 Class C	140 mcd/m ²	20 mcd/m ²
ISO 17398 Class D	260 mcd/m ²	35 mcd/m ²
ISO 17398 Class E	400 mcd/m ²	55 mcd/m ²
ISO 17398 Class F	520 mcd/m ²	70 mcd/m ²
SafeSign XL	Class B+	Class B+
SafeSign XXL	Class C+	Class C+
SafeSign XXX	Class E+	Class E+

The mentioned value's according to IMO Res. A 752(18) in above table are applicable when the height of the photo luminescent LLL is 75 mm. For all other heights, the values need to be re-calculated as specified in ISO15370:2010 Annex D. Below table show the minimum requirement for different heights.

Height of LLL system in mm	Luminescent intensity (mcd/m ²) (After removing the existing light)	
	10 minutes	60 minutes
75 mm	15 mcd/m ²	2 mcd/m ²
55 mm	27,9 mcd/m ²	3,7 mcd/m ²
50 mm	33,8 mcd/m ²	4,5 mcd/m ²
40 mm	52,7 mcd/m ²	7 mcd/m ²
30 mm	93,75 mcd/m ²	12,5 mcd/m ²
25 mm	135 mcd/m ²	18 mcd/m ²

Innovation

T-ISS offers as the only manufacturer in the market SafeSign PET-X LLL photoluminescent strips, this innovative product offers the following benefits:

- Glossy finish
- Halogen Free
- UV resistant
- No end caps needed
- 10 years life expectancy
- 50% timesaving on installation
- Self adhesive backing

- PVC Free
- Easy to wipe clean
- Recyclable
- 10 year warrantee
- No shrinking

Benefits compared to aluminium profile systems:

- No lost or loose end caps
- No gaps due to shrinking
- No more dirt collections on profile
- No mechanical damages
- No more dirt on insert which cannot be removed

LIGHT LINE PETX

The LightLine LLL System is the easiest and most cost effective system to install, requiring only the application of the LLL strips where required, with its self adhesive backing. Cutting on required lengths can be done easily with a knife. The system is finalized by positioning the LLL signs at the appropriate places. LightLine Strips have a green lining which gives it a high class appearance and all LightLine strips come with an self adhesive backing. When installing the LightLine system, time saving up to 200% can be achieved. LightLine is DNVGL certified.



LightLine strips

LightLine strips have a standard length of 1 meter, 50 mm height and are produced with a luminescence XXL. All strips have a self adhesive backing for easy fixing during new build or refurbishment projects. LightLine strips are halogen-free and flame retardant and therefore exceeding all current requirements. Upon request we can manufacture LightLine strips in other heights and/or with other coloured marking stripes.



Order information

Art. No.	Description	Size
LLLPEX	LLL strips with self-adhesive backing, XL	100 x 5 cm
LLL70PETGGE	LLL strips with self-adhesive backing, XXL green stripe	100 x 7 cm




ALUMINIUM PROFILES

LightLine LLL Profile System: is a system which comprises of an extruded aluminium carrier and rigid photo luminescent strips. Our standard is an angled, or flat profile with a 50mm wide visible strip. The performance of the rigid panels is certified by DNVGL.



Art.No.	Size:	Quality:	Description:
LLL Flat	300x5cm		LLL-50 aluminium profile flat (excl. inserts)
LLL Angle	300x5cm		LLL-50 aluminium profile with 12° angle (excl. inserts)
LLL PVC	100x5cm	XL	LLL strip XL PVC
LLL Alu	100x5cm	XXX	LLL strip XXX ALU
LLL PetX	100x5cm	XXL	LLL strip XXL
LLL PVC	100x7,5cm	XXL	LLL strip XXL
LLL50RA			Right end-cap for aluminium profile LLL50
LLL 50LA			Left end-cap for aluminium profile LLL50
LLL 50RF			Right end-cap for aluminium profile LLL50F
LLL 50LF			Left end-cap for aluminium profile LLL50F

We can also create other shaped LLL systems according to the demands of ship-owners, yards and architects, we will support you in finding the optimal solution in design and quality of the Low Location Light system for new-builds and refurbishments.



LLL INSERTS

LLL Angled Corner Profiles

Photoluminescent stairnoses for marking stairs in escape routes. Fixation: 1mm foamtape, 90 degrees angle.

LLLSTNM Stairnosemarker pl antiskid 240 x 50 mm





PU guideline

The PU guideline is extremely flexible and can be used for the marking of stairs, stairnoses and contourmarking. It has an anti-slip surface and is resistant against most chemicals. It can be fixed with doublesided foam tape or glue.

Width: 40 mm, insertstrip 35 mm
 Length: 10 m per roll
 Afterglow: 10 min. 200 mcd/m²
 60 min. 28 mcd/m²
 Decaytime: 2900 min.

LLL-11 Light Line - PU guidingstrip 40 mm x 10 m






Anti-skid traildots



Photoluminescent aluminium traildots for marking routes with or without arrow. In diameter 90 mm or 200 mm. With self-adhesive backing.

Also available: a special mounting bracket designed for anti-skid traildots to fix on metal staircases.




Article No.	Description
LLLDOTS90	LLL traildot antiskid 90 mm
LLLDOTS200	LLL traildot antiskid 200 mm
LLLDOTS90A	LLL traildot antiskid 90 mm arrow
LLLDOTS90B	LLL traildot antiskid 200 mm arrow

OTHER LLL PRODUCTS

Article Number	Description	Quality	IMPA	ISSA
ET-4N	LLL Tape neutral 40 mm x 10 m	Quality 200	33.2014	47.520.14
ET-8N	LLL Tape neutral 80 mm x 10 m	Quality 200	-	-
ET-4NB	LLL Tape neutral 40 mm x 10 m	Quality 100	33.2014	47.520.14
ET-8NB	LLL Tape neutral 80 mm x 10 m	Quality 100	-	-
ET-4NC	LLL Tape neutral 40 mm x 10 m	Quality 50	33.2014	47.520.14
ET-8NC	LLL Tape neutral 80 mm x 10 m	Quality 50	-	-










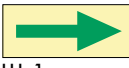



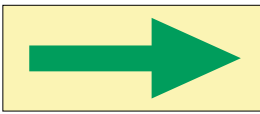





ET-4A	LLL Tape arrow 40 mm x 10 m	Quality 200	-	-
ET-8A	LLL Tape arrow 80 mm x 10 m	Quality 200	-	-
ET-4AB	LLL Tape arrow 40 mm x 10 m	Quality 100	-	-
ET-8AB	LLL Tape arrow 80 mm x 10 m	Quality 100	-	-
ET-4AC	LLL Tape arrow 40 mm x 10 m	Quality 50	-	-
ET-8NC	LLL Tape arrow 80 mm x 10 m	Quality 50	-	-

ET-4L	LLL Tape escape dir. 40 mm x 10 m	Quality 200	33.2024	47.520.24
ET-8L	LLL Tape escape dir. 80 mm x 10 m	Quality 200	-	-
ET-4LB	LLL Tape escape dir. 40 mm x 10 m	Quality 100	33.2024	47.520.24
ET-8LB	LLL Tape escape dir. 80 mm x 10 m	Quality 100	-	-
ET-4LC	LLL Tape escape dir. 40 mm x 10 m	Quality 50	33.2024	47.520.24
ET-8LC	LLL Tape escape dir. 80 mm x 10 m	Quality 50	-	-

 * Please note; this tape is delivered with 10 stickers "left" and 10 stickers "right" to be installed where needed

Low location light route marking

Stickers to mark your LLL system according to ISO 24409-2:2014.

Escape route left  LLL-10/1 10x5 cm ISSA 47.523.82 IMPA 33.2382	Escape route right  LLL-10/2 10x5 cm ISSA 47.523.83 IMPA 33.2383	Fire extinguisher  LLL-10/9 10x5 cm	Fire alarm  LLL-10/10 10x5 cm
Assembly point left  LLL-10/3 10x5 cm ISSA 47.523.80 IMPA 33.2380	Assembly point right  LLL-10/4 10x5 cm ISSA 47.523.81 IMPA 33.2381	Fire hose reel  LLL-10/11 10x5 cm	
Arrow 45°  LLL-10/9 5x5 cm	Assembly point  LLL-10/10 5x5 cm	Arrow small  LLL-1 15x5 cm	Arrow long  LLL-21 30x5 cm
Running man left  LLL-10/11 5x5 cm	Running man right  LLL-10/12 5x5 cm	Arrow big  LLL-7 25x9 cm	Arrow long - breaks  LLL-22 30x5 cm
Stairs right up  LLL-10/5 10x5 cm	Stairs left up  LLL-10/6 10x5 cm		
Stairs vertical left  LLL-10/7 5x15 cm ISSA 47.523.87 IMPA 33.2387	Stairs vertical right  LLL-10/8 5x15 cm ISSA 47.523.86 IMPA 33.2386		

ENGINEERING, MEASUREMENTS AND LLL CERTIFICATION

Low location light certification

T-ISS is an approved Service Supplier by DNVGL for photoluminescent Low Location Lighting measurements. Our technicians are available to ensure you meet the Class requirements, globally. Inspection and measurement of LLL systems is mandatory according to IMO Resolution A.752 (18).

All LLL systems should have their luminance tested, at least once every five years. Readings should be taken on site. If the luminance for a particular reading does not meet the requirement of these guidelines, readings should be taken in at least ten locations equally spaced apart in the space. If more than 30% of the readings do not meet the requirements of these guidelines, the entire LLL system should be replaced. If between 20% and 30% of the readings do not meet the requirements of these guidelines, the LLL system should be checked again in one year or may be replaced.



SOLAS TAPES INTRODUCTION

Solastape.com is for almost 15 years known for quality tapes. T-ISS manufactures these specialized tapes for use in marine and offshore market. We have developed high tack tapes for many different applications. Our tapes are made of the best quality materials and designed to be used in the harsh marine environment. Where applicable, all tapes have all required certification from the major classification societies as well as USCG. T-ISS tape will always be in compliance with all IMO and Solas regulation and carries the wheelmark where applicable. All tapes are available through our world-wide network of distributors. New in this edition is our offer for cargo hold cleaning and the well-know ThistleBond polymers.

Products

Retro Reflective Tape

Retro Reflective Solas Tape is intended for reflectorizing equipment.

Spray Stop Tape

Spray Stop Anti-Splashing Tape is used to prevent spray from tubes.

Pipe Repair Tape

PipeRepair Tape is a complete kit designed to repair leaking, cracked or broken pipes.

Foam Tape

Foam Tape is a high-quality fixation tape.

Spray Control Tape

T-ISS Spray Control tape is to upgrade your safety in your pipeline systems.

Hatch Cover Tape

Hatch Cover Tape is designed to seal hatchcover rims to prevent damage.

Drip Stop Tape

Drip Stop Tape is used to prevent leakage, saltage and corrosion.

Heat Stop Tape

HeatStop Tape is a basalt fibertape used for heat insulation.

Cor Stop Tape

CorStop Tape is developed to cover surfaces and prevent corrosion.

Slip Stop Tape

SlipStop Tape is indoor/outdoor tape used to prevent skidding.

Floor Tape

Floor Tape is a special tape used to mark specific area's on floors.

Reflective Zebra Tape

Reflective Zebra Warning Tape is used to mark specific dangerous area's.

Rust Stop Tape

Rust Stop Tape is used to protect steel constructions from rust.

Light Line Tape

The Light Line Tape range consists of several photoluminescent tapes.

Cargo Hold Cleaning

Cleaning kits for any type of bulker

ThistleBond

The complete ThistleBond range of repair polymers.

RETRO REFLECTIVE TAPE



General description

T-ISS retro reflective tape is used for reflectorizing SOLAS life support equipment such as life vests, jackets, and rafts. T-ISS SolasFlex is an encapsulated lens type sheeting with a flexible and highly transparent plastic film. Our tape has been specially designed for the marine and offshore industry. It ensures long durability, high brightness and anti-delamination. All products are comprised of an encapsulated lens optical design that provides high reflectivity over a wide range of entrance angles, whether dry or wet. All products reflect a bright white.


Technical Data

Dimensions: 50 mm x 45,7 m
 Thickness: 0,1 mm
 Weight: 1,2 kg / roll

Benefits & Features

- Product silver in color
- Tape reflects a bright white light
- High reflectivity over a wide range of entrance angles

Important; reflective tape with a type 1 approval can only be used on stored lifejackets and life rafts, this is not suitable for buoys, lifeboats and other life saving equipment which is exposed to the environment.



Approval

- Approved by: USCG, DNVGL Wheelmark, RR and KR

Standards

- Complies with IMO Res. A658(16)

Article Number	IMPA	ISSA	Description	Dimensions	Weight
C5512	33.00.89	47.007.04	SolasFlex Adhesive	50 mm x 45,7 m	1,2 kg / roll
C5150	-	-	SolasFlex Stitchable	50 mm x 45,7 m	1 kg / roll

SPRAY STOP TAPE



General description

SprayStop and Spray Stop 50+ anti-splash tape is used for applications in the marine & offshore industry. This high-tech laminated multilayer aluminium tape, has been designed by safety specialists in order to prevent spray outs of hazardous liquids (oil / fuel) from tubing systems. These liquids can cause extremely dangerous situations like fires, explosions or other dangerous situations. According to SOLAS regulations, ships should apply appropriate protection to prevent leakage / splashing of flammable oil from FO, LO hydraulic and other systems.

Technical Data

Maximum pressure: 15 bar
 Maximum temperature: +160 °C continuously
 +200 °C shortly
 Adh. material tolerance: -70 ~ -200 above
 Adhesion: 100 grams above
 Shelf life: 3 years



Approval (EEBD)

- Approved by: DNVGL, RINA, ABS, BV, ClassNK, CCS, KR and LR

Standards

- Complies with IMO A653(6)

Article Number	Description	Dimensions	Weight	Rolls / Box	IMPA
TS001	SprayStop 35 mm	35 mm x 10 m	0,1 kg	58 rolls	87.18.01
TS002	SprayStop 50 mm	50 mm x 10 m	0,2 kg	40 rolls	87.18.02
TS003	SprayStop 100 mm	100 mm x 10 m	0,3 kg	20 rolls	87.18.04
TS004	SprayStop 140 mm	140 mm x 10 m	0,4 kg	14 rolls	87.18.03
TS005	SprayStop 250 mm	250 mm x 10 m	0,7 kg	8 rolls	87.18.07
TS006	SprayStop 500 mm	500 mm x 10 m	1,8 kg	4 rolls	87.18.05
TS007	SprayStop 1000 mm	1000 mm x 10 m	4 kg	2 rolls	87.18.06

PIPE REPAIR TAPE

General description

T-ISS PipeRep is a special developed resin coated glass fiber cloth, which will set, also under water. The fiberglass cloth tape is impregnated with a water activated resin prior to packaging. Normal setting time is approximately 20 minutes, depending on the temperature. The activator is normal salt or fresh water. This repair product sets even under water and because of this, it is ideal to use in difficult / wet applications. T-ISS PipeRep can be used for corrosion prevention, reinforcement and electrical protection up to 16,000 volts.



Technical Data

Maximum pressure: 50 bar
 Maximum temperature: 250 °C

Benefits & Features

One pack of T-ISS PipeRep comes with:

- Pipe Repair tape
- Pipe Repair FastSteel putty
- One pair of protective gloves
- Sandpaper
- Instruction manual



Article Number	IMPA	Description	Dimensions	Weight	Rolls / Box
PRK002	81.23.64 / 81.24.51	PipeRepair kit 2"	50 mm x 1,5 m	0,1 kg	20
PRK003	81.24.52 / 81.23.65	PipeRepair kit 3"	75 mm x 2,7 m	0,2 kg	15
PRK004	81.24.53 / 81.23.63	PipeRepair kit 4"	100 mm x 3,6 m	0,4 kg	12

FOAM TAPE

General description

T-ISS foam mounting tapes are closed-cell, polyethylene foam, coated with a high tack / high shear acrylic adhesive. They have superior chemical and fuel resistance, and good outdoor weather resistance. They also give excellent adhesive performance in the area of tack, sheer and adhesion. High tack permanent adhesive with excellent aging and weather resistant properties specifically designed for mounting and joining nameplates, plastic trim, signs and emblems. Used on board of all types of vessels to install signage or to fix products to a surface.

Technical Data

Peel adhesion: PSTC-3.1.8 kg / 25 mm
 Shear strength: PSTC-7 over 72 hours
 Heat resistance: Over 24 hours
 Service temperature: -30 °C ~ 120 °C



Article Number	Description	Dimensions	Weight	Thickness
DST2510	Foam Tape 25 mm	25 mm x 10 m	0,07 kg	1 mm
DST5010	Foam Tape 50 mm	50 mm x 10 m	0,125 kg	1 mm
DST1010	Foam Tape 100 mm	100 mm x 10 m	0,25 kg	1 mm
DST1515	Foam Tape 150 mm	150 mm x 50 m	2 kg	1 mm
DST1950	Foam Tape 19 mm	19 mm x 50 m	0,25 kg	1 mm

SPRAY CONTROL TAPE

General description

T-ISS Spray Control tape is to upgrade your safety in your pipeline systems. The protection tape makes surroundings a lot safer. Spray Control is made to prevent damages towards human, machinery and pipes by using the tapes on flanges&valves at chemical plants in advance. The pre-leak detection would help to save unnecessary expenditure for maintenance and repairing. Compared to Spray Shields & Flange Guards, the product would be directly used without any trial chore.

Technical Data

Max. temperature resistance: - 30°C up to 75°C
 Pressure Resistance: Up to 35 bar
 Material: Multilayer Reinforced High grade Vinyl

Article Number	Description	Dimensions	Weight	Thickness
SPCT100	Spraycontrol 100 mm	100 mm x 10 m	0,5 kg	1 mm
SPCT150	Spraycontrol 150 mm	150 mm x 10 m	0,75 kg	1 mm
SPCT300	Spraycontrol 300 mm	300 mm x 10 m	1,5 kg	1 mm



HATCH COVER TAPE

General description

Extreme weather conditions can cause leakage of your hatch covers, which will lead to the damage of cargo being transported. T-ISS HaCo Blueliner tape keeps moisture out, and ensures a weather and fume tight hatch seal. HaCo Blueliner tape has an extraordinary strength, adhesion and is extremely flexible. It can be easily recognized by its blue top layer of modified PE material. A material which gives the highest protection under extreme conditions. All HaCo Blueliner tape is tested under practical environment and extreme standards.

Technical Data

Characteristic: 20 m / self-adhesive SBS bitumenrubber coated
 Heat resistance: 5 °C ~ 40 °C
 Shelf life: 2 years

Benefits & Features

All HaCo Blueliner tape is tested under practical environment and extreme standards. HaCo Blueliner tape can be installed between -45 and 40 °C, and can withstand -15 to 70 °C. Rolls are 20 meter of self-adhesive SBS bitumen rubber compound, coated to a modified blue PE liner and with a release PE Liner.



Article Number	IMPA	Description	Dimensions	Thickness	Box Weight	Rolls / Box
HC2100	23.24.52	HaCo 100 mm	100 mm x 20 m	2 mm	14 kg	3
HC2150	23.24.53	HaCo 150 mm	150 mm x 20 m	2 mm	14 kg	2

DRIP STOP TAPE

General description

Simple to use. Drip Stop Tape is not using any adhesive components and it will not stick to the hand. Drip Stop Tape is made to stick on its own components, when applying it therefore needs an overlap of half the width. The full cure time is approximately 20 – 30 minutes. Drip Stop can be used even on wet surfaces and pressurized leaking piping up to maximum 3 kg/cm². It will even cure under water. When being used in wet areas, it must be winded very tightly. Drip Stop can also be used as a protection layer to prevent corrosion, or as electric insulation.

Technical Data

Tensile strength: 32,8 kg / cm²
 Elongation at brake: 435%
 Volume resistivity: 6,1 x 10,150
 Dielectric strength: 21 kV / mm
 Dielectric constant: 0,03
 Dissipation factor: 2,01



Article Number	IMPA	Description	Dimensions	Thickness	Weight
DS1025	81.24.91	DripStop 25 mm	25 mm x 10 m	0,1 mm	0,1 kg
DS1038	81.24.92	DripStop 38 mm	38 mm x 10 m	0,1 mm	0,2 kg
DS1050	91.24.93	DripStop 50 mm	50 mm x 10 m	0,1 mm	0,3 kg

RUST STOP TAPE

General description

T-ISS Ruststop tape is a corrosion protection tape applying to all types of steel stuffs including pipes against corrosion caused by water, acids, alkali and salt as a long term guarantee. Ruststop tape creates a robust barrier against water. The quality would be still valid underwater, underground and towards harsh weather conditions. The tape has a good resistance to acids, alkalis and salts. Also, the tape is easy to apply and requires a very short working time. The tape is solvent free.

Technical Data

Dimensions: 50 / 100 mm x 10 m
 Weight: 0,7 / 1,4 kg
 Thickness: 1,2 mm



Article Number	IMPA	Description	Dimensions	Thickness	Weight
RUST050	81.24.71	RustStop 50 mm	50 mm x 10 m	1,2 mm	0,7 kg
RUST100	81.24.72	RustStop 100 mm	100 mm x 10 m	1,2 mm	1,4 kg

COR STOP TAPE

General description

CorStop Zinc tape will prevent galvanic corrosion and protects new and existing steel parts such as bridge supports, pipelines and other marine structures. CorStop is made of a high purity zinc with an high tack self adhesive backing. CorStop zinc tape is being supplied in 25, 50 and 100 wide rolls each 20 meter long.

Technical Data

Material: Zinc layer (39%)
 Adhesive: Acrylate
 Adhesion to steel: >70N /100 mm
 Temp. resistance: up to 115 °C
 Shelf life: 12 months



Article Number	IMPA	Description	Dimensions	Thickness	Weight
CORSTOP25	67.35.21	CorStop tape 25 mm	25 mm x 20 m	0,1 mm	1,8 kg
CORSTOP50	67.35.22	CorStop tape 50 mm	50 mm x 20 m	0,1 mm	3,6 kg
CORSTOP100	67.35.23	CorStop tape 100 mm	100 mm x 20 m	0,1 mm	7,2 kg

SLIP STOP TAPE

General description

T-ISS SlipStop tape helps to protect slippery surfaces, to prevent accidents. Slip Stop offers safe working and walking by when applied on stairs and walkways, both indoor and outdoor. SlipStop is a mineral coated plastic film with a pressure sensitive adhesive, protected by a removable liner. The tape is made using aluminium oxide mineral particles and has a solvent acrylic adhesive material. The tape can be applied in a temperature between 5 °C and 50 °C.

Technical Data

Thickness: 0,8 mm tape + 1 - 0,2 mm grit
 Steel adhesion: 1500 g / 25 mmm
 Tensile strength: 6 kg / 25 mm
 Elongation / break: 2596
 Application temp: 5 °C up to 50 °C



Article Number	Description	Color	Dimensions	Weight
AST001	SlipStop 50 mm	Yellow / Black	50 mm x 10 m	0,3 kg
AST002	SlipStop 100 mm	Yellow / Black	100 mm x 10 m	0,6 kg
AST003	SlipStop 25 mm	Black	25 mm x 18 m	0,3 kg
AST004	SlipStop 50 mm	Black	50 mm x 18 m	0,6 kg
AST005	SlipStop 100 mm	Black	100 mm x 18 m	1,2 kg

FLOOR TAPE

General description

T-ISS Floor Tape is a special tape designed for marking on floors and walkways to highlight safety hazards. T-ISS Floor Tape has an extremely durability towards tough surroundings with its excellent adhesive quality. Marking with the floor tape in dangerous area's, is the first step to increase safety.

Technical Data

Material:	PVC
Adhesive:	Natural rubber adhesive
Carrier:	0.135 mm PVC Film
Application temp:	0-50 °C
Total thickness:	0.15 mm
Temperature:	0-90 °C
Tensile strength:	25 N/cm
Elongation:	150 %.



Article Number	Description	Color	Dimensions	Weight
FT001	Floor Tape 50 mm	Yellow	50 mm x 33 m	0,3 kg
FT002	Floor Tape 50 mm	Red	50 mm x 33 m	0,3 kg
FT003	Floor Tape 50 mm	Blue	50 mm x 33 m	0,3 kg
FT004	Floor Tape 50 mm	Green	50 mm x 33 m	0,3 kg

REFLECTIVE ZEBRA TAPE

General description

T-ISS Reflective Warning tape is an engineering grade reflective tape, used to provide safety and protection. Used to highlight hazards, it is over 200 times more reflective than white paint. Suitable for highlighting hazards and danger areas. Gives a 24/7 protection in and on your vessel.

Technical Data

Material:	PVC
Adhesive side:	Single sided
Purpose:	Warning and marking



Article Number	IMPA	Description	Color	Dimensions	Weight
REF-001-RW	-	Reflective Tape 50 mm	Red / White	50 mm x 10 m	0,3 kg
REF-002-RW	-	Reflective Tape 100 mm	Red / White	100 mm x 10 m	0,6 kg
REF-003-YB	33.11.91	Reflective Tape 50 mm	Yellow / Black	50 mm x 10 m	0,3 kg
REF-004-YB	33.11.92	Reflective Tape 100 mm	Yellow / Black	100 mm x 10 m	0,6 kg

HEAT STOP TAPE

General description

T-ISS HeatStop is a modified basalt fibre with an aluminium layer for heat-insulation, it is 100% environmental and health friendly material. Compared to similar products in the market, our HeatStop fibre is environmental friendly material, that is more and more used to replace glass or ceramic fibres. These claims are backed by test reports. Similar products in shipping industry contain fibres which can be damaging for your lungs and general health. HeatStop comes with a reinforced aluminium bonding adhesive tape to close the ends of the wrapping.

Technical Data

Dimensions: 50 mm x 7,8 m
 Thickness: 0,3 mm
 Weight: 0,9 kg

Benefits & Features

- No charges under low temperature, -270 °C
- No cracking, no hardening as well
- Cold and wet surface application possible



Approval

- Approved by: Bureau Veritas

Standards

- Complies with IMO / SOLAS A689(17)

Article Number	Description	Dimensions	Thickness	Weight
THSOOS	HeatStop basalt tape	80 mm x 7,8 m	0,3 mm	Approx. 0,9 kg

LIGHT LINE TAPE


General description

T-ISS Photoluminescent tapes are an efficient method to indicate escape ways. The product complies with the IMO & SOLAS regulations and has an approval by Lloyd’s Register. High tack adhesive with excellent aging and weather resistant properties specifically designed for mounting on board of vessels. The tapes have an elongation of 24%.

Technical Data

Length per roll: 10 m
 Width per roll: 40 mm / 80 mm
 Weight: 300 / 600 g
 Thickness: 0,175 mm
 Tensile strength: Approx. 5 kg

Luminance intensity (mcd / m²)	10 min	60 min
Quality 50:	50	5
Quality 100:	100	10
Quality 200:	210	30



Escape route left



LLL-10/1
10x5 cm

ISSA 47.523.82
IMPA 33.2382

Escape route right



LLL-10/2
10x5 cm

ISSA 47.523.83
IMPA 33.2383

Assembly point left



LLL-10/3
10x5 cm

ISSA 47.523.80
IMPA 33.2380

Assembly point right



LLL-10/4
10x5 cm

ISSA 47.523.81
IMPA 33.2381

Stairs right up



LLL-10/5
10x5 cm

Stairs left up



LLL-10/6
10x5 cm

Stairs vertical left



LLL-10/7
5x15 cm

ISSA 47.523.87
IMPA 33.2387

Stairs vertical right



LLL-10/8
5x15 cm

ISSA 47.523.86
IMPA 33.2386

Fire extinguisher



LLL-10/9
10x5 cm

Fire alarm



LLL-10/10
10x5 cm

Fire hose



LLL-10/11
5x15 cm

Approval

- Approved by:
Lloyd’s Register

Standards

- Complies with IMO / SOLAS A.1045(27)

LIGHT LINE TAPE

Article Number	Description	Quality	IMPA	ISSA
ET-4N	LLL Tape neutral 40 mm x 10 m	Quality 200	33.2014	47.520.14
ET-8N	LLL Tape neutral 80 mm x 10 m	Quality 200	-	-
ET-4NB	LLL Tape neutral 40 mm x 10 m	Quality 100	33.2014	47.520.14
ET-8NB	LLL Tape neutral 80 mm x 10 m	Quality 100	-	-
ET-4NC	LLL Tape neutral 40 mm x 10 m	Quality 50	33.2014	47.520.14
ET-8NC	LLL Tape neutral 80 mm x 10 m	Quality 50	-	-

Article Number	Description	Quality	IMPA	ISSA
ET-4A	LLL Tape arrow 40 mm x 10 m	Quality 200	-	-
ET-8A	LLL Tape arrow 80 mm x 10 m	Quality 200	-	-
ET-4AB	LLL Tape arrow 40 mm x 10 m	Quality 100	-	-
ET-8AB	LLL Tape arrow 80 mm x 10 m	Quality 100	-	-
ET-4AC	LLL Tape arrow 40 mm x 10 m	Quality 50	-	-
ET-8NC	LLL Tape arrow 80 mm x 10 m	Quality 50	-	-

Article Number	Description	Quality	IMPA	ISSA
ET-4L	LLL Tape escape dir. 40 mm x 10 m	Quality 200	33.2024	47.520.24
ET-8L	LLL Tape escape dir. 80 mm x 10 m	Quality 200	-	-
ET-4LB	LLL Tape escape dir. 40 mm x 10 m	Quality 100	33.2024	47.520.24
ET-8LB	LLL Tape escape dir. 80 mm x 10 m	Quality 100	-	-
ET-4LC	LLL Tape escape dir. 40 mm x 10 m	Quality 50	33.2024	47.520.24
ET-8LC	LLL Tape escape dir. 80 mm x 10 m	Quality 50	-	-

 * Please note; this tape is delivered with 10 stickers "left" and 10 stickers "right" to be installed where needed

Article Number	Description	Quality	IMPA	ISSA
ET-4G	LLL Tape green zebra 40 mm x 10 m	Quality 200	33.2034	47.520.34
ET-8G	LLL Tape green zebra 80 mm x 10 m	Quality 200	-	-
ET-4GB	LLL Tape green zebra 40 mm x 10 m	Quality 100	33.2034	47.520.34
ET-8GB	LLL Tape green zebra 80 mm x 10 m	Quality 100	-	-
ET-4GC	LLL Tape green zebra 40 mm x 10 m	Quality 50	33.2034	47.520.34
ET-8GC	LLL Tape green zebra 80 mm x 10 m	Quality 50	-	-

Article Number	Description	Quality	IMPA	ISSA
ET-4R	LLL Tape red zebra 40 mm x 10 m	Quality 200	33.2054	47.520.54
ET-8R	LLL Tape red zebra 80 mm x 10 m	Quality 200	-	-
ET-4RB	LLL Tape red zebra 40 mm x 10 m	Quality 100	33.2054	47.520.54
ET-8RB	LLL Tape red zebra 80 mm x 10 m	Quality 100	-	-
ET-4RC	LLL Tape red zebra 40 mm x 10 m	Quality 50	33.2054	47.520.54
ET-8RC	LLL Tape red zebra 80 mm x 10 m	Quality 50	-	-

Article Number	Description	Quality	IMPA	ISSA
ET-4Z	LLL Tape black zebra 40 mm x 10 m	Quality 200	33.2044	47.520.44
ET-8Z	LLL Tape black zebra 80 mm x 10 m	Quality 200	-	-
ET-4ZB	LLL Tape black zebra 40 mm x 10 m	Quality 100	33.2044	47.520.44
ET-8ZB	LLL Tape black zebra 80 mm x 10 m	Quality 100	-	-
ET-4ZC	LLL Tape black zebra 40 mm x 10 m	Quality 50	33.2044	47.520.44
ET-8ZC	LLL Tape black zebra 80 mm x 10 m	Quality 50	-	-


CARGO HOLD CLEANING

General description

T-ISS helps you on improving turnaround time and overall operational efficiency in ports around the world. We are offering two Cargo Hold Cleaning Kits, which are developed to be used with cleaning and protecting (temporary cargo barriers) chemicals from any of the suppliers in the market. T-ISS kits will fit any type of bulk carrier, enabling cleaning of cargo holds quickly and safely on different cargo types such as petcoke or cement. These Cargo Hold Cleaning kit will help to speed up the changeover, meaning less time in port and improved cost efficiencies.

Technical Data

Contents	Compact CHC kit	Super CHC kit
Plastic container, 535 Lt	1	2
Double diaphragm pump	1	-
Air distributor	1	1
1" suction hose (5 m)	1	-
½" air hose with connectors (45 m)	1	-
½" air hose with connectors (5 m)	1	-
¾" yellow liquid hose incl connectors (50m)	1	1
Long Reach Lance kit extension section	1	3
Long Reach Lance kit inlet section	1	1
Long Reach Lance kit outlet section	1	1
Standard nozzle	1	1
Foaming nozzle	1	1
Temporary coating nozzle	1	-
T-bar dual nozzle (temporary coatings)	-	1
Cargo hold cleaning gun	-	1
Pressure barrel tank, 155 L	-	1
Tripod, for use with cleaning gun/lance	-	1
Air hose ¾" with couplings (50m)	-	1
Air hose ½" with couplings (50m)	-	2
Water supply hose 2" (Storz 3 coupl./15m)	-	3
Counter balance weight kit	-	1
Funnel with chain (adding liquids into barrel)-	-	1



Article Number	Description	Dimensions	Weight
CHCC	Compact Cargo Hold Cleaning Kit	120 x 80 x 83 cm	95 kg
CHCS	Super Cargo Hold Cleaning kit	120 x 80 x 160 CM	279 KG

THISTLEBOND

General description

Thistlebond was formed in 1953 on request of customers requiring products to repair leaking pipes and damaged equipment on-board. A fast curing Epoxy Resin, which could be used with special formulated glass tape and various other materials to repair and strengthen damaged equipment. It is still manufactured today, Thistlebond Standard Resin & Hardener, albeit more advanced and improved. Now, 65 years later, Thistlebond is known by marine engineers all over the world. Today T-ISS distributes the complete Thistlebond range to the marine industry.

Article Number	IMPA	Description	Packed
TRK 19000 RH	81 22 16	ThistleBond Resin & Hardner	10 X 225 GR
TRK 19007 GT	81 22 23	ThistleBond 50MM Glass tape	ROLL
TRK 19009 GT	81 22 25	ThistleBond 100MM Glass tape	ROLL
TRK 19060 SG	81 22 02	ThistleBond Stick Metal Grade	10 X 125 GR
TRK 105 EG	81 22 52	ThistleBond Metal Repair Paste	4 X 1KG
TRK 19002 A&B	81 22 30	ThistleBond A&B Cement	6 X 200 GR
TRK 19003 A&B	81 22 31	ThistleBond A&B Cement	4 X 1KG
TRK 11000 A Kit	81 22 35	ThistleBond Engineering A KIT	KIT
TRK 19500 SPRK	81 23 67	ThistleBond Small Pipe Repairi KIT	KIT
TRK 13000 C KIT	81 22 37	ThistleBond Engineering C KIT	KIT
TRK 17000 LBRK	33 02 87	ThistleBond Lifeboat Repair KIT	KIT
TRK19001	81 22 34	ThistleBond Lifeboat Resin	330 GR
TRK 2006 LPRK		ThistleBond Large Pipe Repair KIT	KIT
TRK 19063	81 22 11	ThistleBond Plastic Steel	10 X 500 GR
TRK9910		ThistleBond Glass Cloth	10 X 1M2
TRK 9911		ThistleBond Glass mat	10 X 1M2
TRK 9912		ThistleBond Fairing Compound	10 X 50 GR
TRK 19043	81 22 20	ThistleBond Sealer Filler	10 X 50 GR
TRK9914		ThistleBond Resin Removing Cream	1KG
TRK 9915		ThistleBond Mixing Board	10 X each
TRK 9916		ThistleBond Plastic Spatula	10 X each
TRK 9917		ThistleBond Plastic Applicator	10 X each
TRK 9918		ThistleBond MEK Cleaner	500ML



PIPE MARKING

Marking pipes on ships and offshore sites is of the utmost importance to insure safety at all times. Accidents, injuries and damage to machines and equipment can be caused by people's ignorance of the substances that flow through pipes. The ISO 14726 standard, specifies the colours for the identification of substances in pipes. ISO 14726 specifies also additional colour codes that allow a more detailed identification of the substance.

Main colors and media

Black	Waste media	Orange	Oil other than fuel
Blue	Fresh water	Silver	Steam
Brown	Fuel	Red	Fire fighting
Green	Sea water	White	Air in ventilation systems
Grey	Non-flammable gases	Yellow	Flammable gases

Installation

Pipes must be marked in the following manner:

- At least one in every room for every pipe and every substance.
- At each point where the pipes pass through a wall, a ceiling or floor.
- In the proximity of each valve and pump.
- Within a distance of 3 to 5 meters, depending on the length of the pipe (local authorities can demand additional markers) applying arrows to indicate the directional flow is advisable. Additional identification by the usage of text will avoid any confusion regarding the substance transported through the piping.


Pipe marking types



Single color pipe marking tape is a tape which needs to be combined with the correct color coding. Additionally, a flow direction tape can be added to the combination to enhance identification.



Multi color pipe marking tape is a vinyl tape with medium text and flow direction, available in two widths, 100 and 150 mm. Can also be ordered laminated for outdoor use.

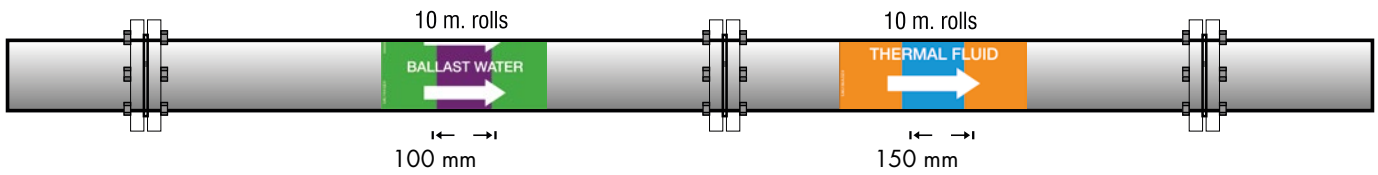


PolyesPro® pipe marking tape is a high performance non-PVC polyester sandwich, manufactured according to 3M™ MSC™ production specifications, for the marking of pipes and pipeline systems.

Single color pipe marking is delivered in rolls of 10 m x 50 mm.

Color	Description	Article number	Color	Description	Article number
Black	Waste media	PMBLACK49	Orange	Oil other than fuel	PMORANGE49
Blue	Fresh water	PMBLUE49	Silver	Steam	PMSILVER49
Brown	Fuel	PMBROWN49	Red	Fire fighting	PMRED49
Green	Sea water	PMGREEN49	White	Air in vent. systems	PMWHITE49
Grey	Non-flammable gases	PMGREY49	Yellow	Flammable gases	PMYELLOW49
Maroon	Masses (dry and wet)	PMMAROON49	Violet	Acids and alkalis	PMVIOLET49
			↑↑↑↑	Arrows	PMARROW

PIPE MARKING



Multi color pipe marking tape is a vinyl tape with medium text and flow direction, available in two widths, 100 and 150 mm. Can also be ordered laminated for outdoor use.

	Waste media				Oil other than fuel		
	Black water				Thermal fluid		
	Waste oil				Lubrication oil for gas turbine		
	Bilge water				Hydraulic fluid		
	Exhaust gas				Lubrication oil steam turbine		
	Grey water				Lubrication oil gears		
	Sewage Contaminated				Lub. oil int combustible engine		
		100 mm	150 mm			100 mm	150 mm
		S.ML101.A.OZ.9	S.ML101.B.OZ.9			S.ML138.A.OZ.9	S.ML138.B.OZ.9
		S.ML102.A.OZ.9	S.ML102.B.OZ.9			S.ML139.A.OZ.9	S.ML139.B.OZ.9
		S.ML103.A.OZ.9	S.ML103.B.OZ.9			S.ML140.A.OZ.9	S.ML140.B.OZ.9
		S.ML104.A.OZ.9	S.ML104.B.OZ.9			S.ML141.A.OZ.9	S.ML141.B.OZ.9
		S.ML105.A.OZ.9	S.ML105.B.OZ.9			S.ML142.A.OZ.9	S.ML142.B.OZ.9
		S.ML106.A.OZ.9	S.ML106.B.OZ.9			S.ML143.A.OZ.9	S.ML143.B.OZ.9
	Fresh water				Steam		
	Fresh water sanitary	S.ML108.A.OZ.9	S.ML108.B.OZ.9		Steam for heating	S.ML145.A.OZ.9	S.ML145.B.OZ.9
	Potable water	S.ML109.A.OZ.9	S.ML109.B.OZ.9		Exhaust steam	S.ML146.A.OZ.9	S.ML146.B.OZ.9
	Distillate	S.ML110.A.OZ.9	S.ML110.B.OZ.9		Supply steam	S.ML147.A.OZ.9	S.ML147.B.OZ.9
	Gas turbine wash water	S.ML111.A.OZ.9	S.ML111.B.OZ.9				
	Feed water	S.ML112.A.OZ.9	S.ML112.B.OZ.9		Air in ventilation systems		
	Cooling fresh water	S.ML113.A.OZ.9	S.ML113.B.OZ.9		Discharge air	S.ML149.A.OZ.9	S.ML149.B.OZ.9
	Chilled water	S.ML114.A.OZ.9	S.ML114.B.OZ.9		Mechanical supply air cold	S.ML150.A.OZ.9	S.ML150.B.OZ.9
	Condensate	S.ML115.A.OZ.9	S.ML115.B.OZ.9		Natural exhaust gas	S.ML151.A.OZ.9	S.ML151.B.OZ.9
					Atmospheric air	S.ML152.A.OZ.9	S.ML152.B.OZ.9
	Sea water				Mechanical exhaust air	S.ML153.A.OZ.9	S.ML153.B.OZ.9
	Decontamination water	S.ML117.A.OZ.9	S.ML117.B.OZ.9		Decontaminated supply air	S.ML154.A.OZ.9	S.ML154.B.OZ.9
	Sea water sanitary	S.ML118.A.OZ.9	S.ML118.B.OZ.9		Mechanical recirculated air	S.ML155.A.OZ.9	S.ML155.B.OZ.9
	Ballast water	S.ML119.A.OZ.9	S.ML119.B.OZ.9		Mechanical supply air	S.ML156.A.OZ.9	S.ML156.B.OZ.9
	Cooling sea water	S.ML120.A.OZ.9	S.ML120.B.OZ.9		Smoke clearance	S.ML157.A.OZ.9	S.ML157.B.OZ.9
					Conditioned supply air	S.ML158.A.OZ.9	S.ML158.B.OZ.9
					Natural supply air	S.ML159.A.OZ.9	S.ML159.B.OZ.9
	Fuel				Fire fighting / fire protection		
	Heavy fuel oil	S.ML122.A.OZ.9	S.ML122.B.OZ.9		Fire fighting water	S.ML161.A.OZ.9	S.ML161.B.OZ.9
	Aviation fuel	S.ML123.A.OZ.9	S.ML123.B.OZ.9		Fire fighting gas	S.ML162.A.OZ.9	S.ML162.B.OZ.9
	Biological fuel	S.ML124.A.OZ.9	S.ML124.B.OZ.9		Sprinkler water	S.ML163.A.OZ.9	S.ML163.B.OZ.9
	Gas turbine fuel	S.ML125.A.OZ.9	S.ML125.B.OZ.9		Spray water	S.ML164.A.OZ.9	S.ML164.B.OZ.9
	Marine diesel oil	S.ML126.A.OZ.9	S.ML126.B.OZ.9		Fire fighting powder	S.ML165.A.OZ.9	S.ML165.B.OZ.9
					Fire fighting foam	S.ML166.A.OZ.9	S.ML166.B.OZ.9
	Non flammable gases						
	Oxygen	S.ML128.A.OZ.9	S.ML128.B.OZ.9		Flammable gases		
	inert gas	S.ML129.A.OZ.9	S.ML129.B.OZ.9		Hydrogen	S.ML168.A.OZ.9	S.ML168.B.OZ.9
	Nitrogen	S.ML130.A.OZ.9	S.ML130.B.OZ.9		Acetylene	S.ML169.A.OZ.9	S.ML169.B.OZ.9
	Refrigerant	S.ML131.A.OZ.9	S.ML131.B.OZ.9		Liquid gas	S.ML170.A.OZ.9	S.ML170.B.OZ.9
	Compressed air low pressure	S.ML132.A.OZ.9	S.ML132.B.OZ.9				
	Compressed air high pressure	S.ML133.A.OZ.9	S.ML133.B.OZ.9				
	Control air regulating air	S.ML134.A.OZ.9	S.ML134.B.OZ.9				
	Breathing air	S.ML135.A.OZ.9	S.ML135.B.OZ.9				
	Breathing gas	S.ML136.A.OZ.9	S.ML136.B.OZ.9				



PIPE MARKING

PolyesPro®
Official Reseller

PolyesPro® Pipe Marking

T-ISS is an official reseller of PolyесPro®, formerly known to T-ISS customers as PXL, polyester laminated pipe marking. PolyесPro® is a pipe marking material that was developed by Blomsma Signs & Safety in close collaboration with 3M™ and meets the highest standards in pipe marking.

The scope of applicability is very wide-ranging, from the offshore and marine markets to chemical and petrochemical plants and tank terminals. Our PolyесPro® pipeline markings are of course UV-resistant, scratch-resistant and able to withstand extreme weather conditions and chemicals. PolyесPro® markings can be applied on insulated pipes, painted pipes and stainless steel pipes.

The development of the product originated from the desire to achieve a higher temperature resistance and a longer service life. After several intensive production and field tests, the product is now available with all familiar 3M™ guarantees.

Pipe Marking Specials

We supply various types of special pipe markers who can fulfill all customer demands on FPSO, ferries, cruiseliners, tankers and other types of ships. All markers will be made using the colours according to the ISO 14726 regulation or the customer's demands.

Non-standard pipe markers can be delivered with an adhesive layer, or a non-adhesive option.

The non-adhesive pipe markers are called "Snap on" pipe markers. The snap on pipe markers have the advantage that they are very quick to install and can be removed and refitted on a different pipe. Also, they are ideal to fit oily or dirty pipes, since their snap on feature doesn't require them to stick to the pipe.



ENGINEERING

Turn-key projects

T-ISS offers different engineering services, but can also provide you with a Turn-Key solution. With all of our expertise we will take care of the entire process as an end-to-end project solution. Many projects have been successfully executed whereby T-ISS manage the whole process, from identification and design to full installation of signs, cabin plans, low location light systems and pipe marking. Based upon your general arrangement drawings for new build projects, or an on-site survey for a refurbishment project during dry-dock.

The T-ISS experienced engineers attend your vessel to do a full physical survey. This will identify all essentials to be in full compliance and requirements for installation and replacement. The result is a gap analysis report, which identifies gaps within the directional guidance signage of the escape routes, the state of all current signage, required updates on fire safety plans, measurement results of the LLL system and any other products that do not adhere to current regulations.

Low Location Light measurement

All Low Location Light systems need to be fully tested, at least once every five years. T-ISS engineers will test the luminance of your LLL systems on-board with fully certified test equipment. The measurement process as well as equipment are all certified by DNV. All readings will be reported including and required upgrades and/or modifications.



ENGINEERING

T-ISS can create and update your vessel's drawings and plans. Specialised technicians use AutoCad, CorelDraw, IntelliCad or other graphic software to redesign your cabin plans, signbooks, fire control maps, lifesaving plans or other related drawings.

In close cooperation with architects, yards, naval designers, ship-owners and classification societies we are able to produce and/or update all relevant documentation for your vessel. T-ISS technicians can audit your vessel to give you a full survey on the accuracy of your documentation. It will give you an insight on the relevancy of all documents and plans, and if all are still in full compliance with the relevant standards and requirements.

Our service portfolio includes the following:

- 1: Upgrade fire control and live saving plans
- 2: Design of sign books
- 3: Design of new LLL plans
- 4: Survey & audits on-board your vessel or platform

References; RCCL, Fastnet Line, Tallink, EasyCruises, Finnlines, HAL, DOV Platform, DFDS, PGS and Statoil.

T-ISS technicians are available for services globally, work independent and are available 24/7 in order to give you the highest possible service. T-ISS designs, creates and develops projects based on your specific requirements in a cost-efficient way.



ENGINEERING

From survey to finished project

A survey will form the base of mapping the current situation, together with your team the desired situation will be mapped. The surveyed data and desired situation is translated into a plan for signage, low location light and pipe marking. This plan, will form the base of the project and will be used to produce the evacuation and safety plans.

All plans are drafted in accordance with current laws and legislations, describing practical solutions that will fit the situation on-board your vessel. The plan will also advice on the application of pipe marking according to the ISO standard and the use of Solas mandatory Anti Splash tapes in the engine room.

T-ISS technicians have extensive experience in various sectors and apply 'best practices' based upon many years of experience. For complete signage project we support yards or owners, a T-ISS supervisor will instruct and guide your crew on the work procedures and how to install signs, low location light, cabin plans and tapes, by experience we found this is the preferred and most economical solution by many of our customers.

Implementation and Maintenance

From a sign plan, the full realization of the sign project can be arranged by T-ISS using our Total Project Service method.

After implementation the sign plan serves as your reference and as a base for future maintenance of all signage and low location light. We manufacture sign plans for locations worldwide including offshore installations, ships, FPSO's, cruise and ferry.

Realization of a sign plan consists of:

- Provision of architectural drawings
- Survey on location
- Existing and/or required signage updates
- Structural situation - Processing of survey data into sign plan drawings
- Presentation and evaluation of the sign plan

T-ISS is able to implement the sign plan: - Production of standard and bespoke safety signage - Installation by our own experienced teams - Related draft works as part of the scope - Project-engineering for a safe and optimal end result - Periodical maintenance



CABIN PLAN SIGNS

Our in-house engineering and design department is experienced in handling all type projects, from cruise to offshore, from support vessels to FPSO's. T-ISS brings a full engineering service, for engineering of Low Location Light plans, Fire Safety plans and engineering of rescue plans Our design specialists can design in your style and according to all applicable regulations.

Examples of our customer specific engineering and design:

- Cabin plans
- Rescue plans
- Multi-Lingual signage
- Non-English signage
- Fire, Safety and Escape plans

EMERGENCY INSTRUCTIONS

Your Muster Station is
DECK 6 - PROMENADE DECK - THEATRE

**On hearing the General Emergency Alarm
proceed to your assigned Muster Station**

Your Muster Station:
Deck 6 - Promenade Deck - Theatre

Your Muster Station:

Follow Symbols:

You Are Here - Cabin Deck 7

Primary Escape Route
 Secondary Escape Route

Stairs

**! Please do not use lifts.
If the nearest exit is blocked,
use an alternative exit.**

How to wear your life jacket

1

Unpack Life jacket.

2

Put the Life jacket over the head.

3

Fasten the buckle and tighten the waist belt.

4

Pass catch straps between legs and fasten buckle. Adjust the straps.

GENERAL EMERGENCY ALARM

The General Emergency Alarm consists of seven short blasts followed by one long blast on the ship's whistle and Public address system. When you hear this signal, proceed to your Muster Station immediately, stay calm and follow instructions given by the crew.

MUSTER STATION

A Muster Station is a place where guests assemble in an emergency.

ACTION ON ARRIVAL AT MUSTER STATION

On arrival at your Muster Station remain calm and follow the instructions of the crew. They will direct you to an area in the Muster Station corresponding to your Group Number. Your assigned Muster Station and your Group Number are also shown on your stateroom key card.

LIFE JACKET

In an emergency, life jackets will be handed to you as you arrive at your Muster Station. Do not put your life jacket on until directed to do so by a crew member.

Please Note: Guest life jackets are orange, whilst crew life jackets are yellow.

LOW LEVEL LIGHTING SYSTEM

In the event of an emergency, a low level lighting guidance system will operate automatically. This consists of an illuminated strip near the floor on stairways and in corridors.

Follow the strip and it will lead to an exit. If there is smoke in the corridor keep close to the floor and crawl if necessary.

PLEASE NOTE: International Maritime Law prohibits throwing anything overboard, and your cooperation in complying with this requirement is appreciated.



NORDIC

FIRE & SAFETY AS

Hovedkontor: +47 55 33 01 13 – e-post: sales@nordicfs.no

Avd. Sandnessjøen: + 47 400 44 966 – e-post: bent-are@nordicfs.no